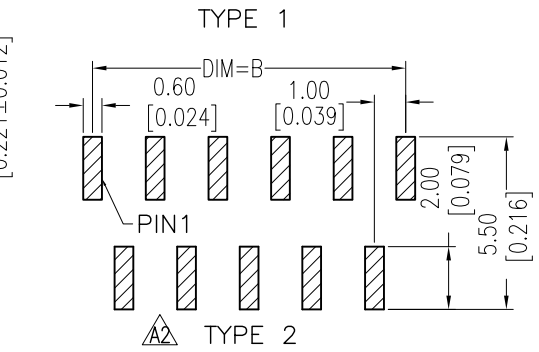
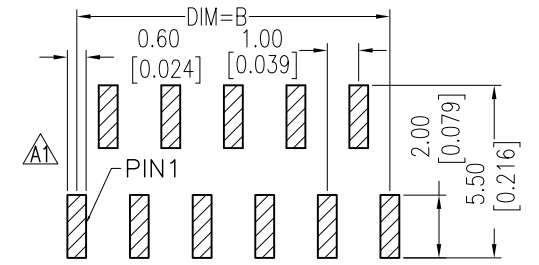
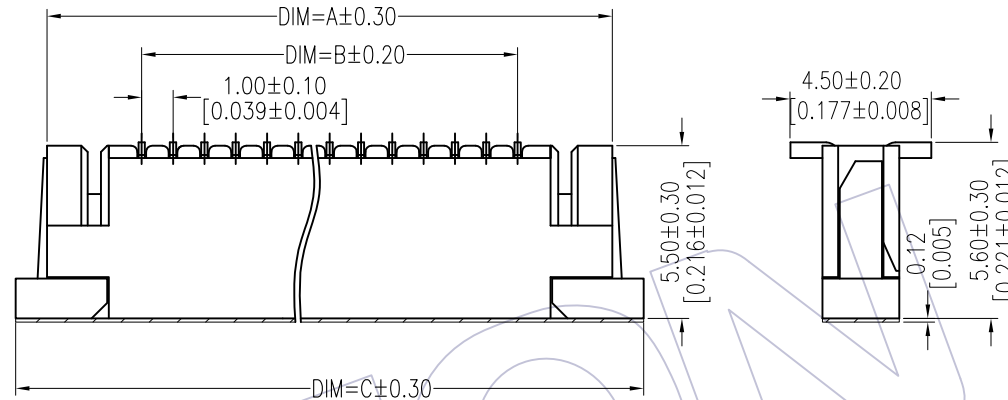


HSF

NOTES:
 Rated Current:0.5AMP
 Contact Resistance:30mΩ max
 Withstand Voltage:500V AC/DC
 Insulation Resistance:500MΩ min
 Operation Temperature:-25°C to +85°C

Terminal:Phosphor Bronze Tin-plated
 Fattig Nail:Brass Tin-plated
 Housing:LCP+30GF UL94V-0
 Slider:LCP+30%GF UL94V-0

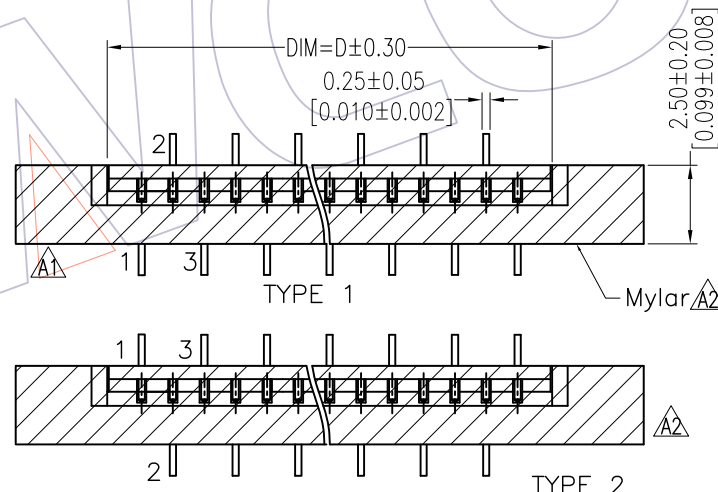
Recommended P.C.B Layout(Top Side)
 (PCB BOARD TOLERANCE±0.05)



Ordering Information

5132-XX S M U W X X 0 X

No.of Pins 06~30P
 Contact Type U=Up contact
 Color B=Black T=Natural
 Packing T=Tube R=Reel+Mylar
 Series No 1=Type 1 2=Type 2



PIN	DIM=A	DIM=B	DIM=C	DIM=D	PIN	DIM=A	DIM=B	DIM=C	DIM=D
18P	23.0	17.00	25.0	19.10	17P	22.0	16.00	24.0	18.10
30P	35.0	29.00	37.0	31.10	16P	21.0	15.00	23.0	17.10
29P	34.0	28.00	36.0	30.10	15P	20.0	14.00	22.0	16.10
28P	33.0	27.00	35.0	29.10	14P	19.0	13.00	21.0	15.10
27P	32.0	26.00	34.0	28.10	13P	18.0	12.00	20.0	14.10
26P	31.0	25.00	33.0	27.10	12P	17.0	11.00	19.0	13.10
25P	30.0	24.00	32.0	26.10	11P	16.0	10.00	18.0	12.10
24P	29.0	23.00	31.0	25.10	10P	15.0	9.00	17.0	11.10
23P	28.0	22.00	30.0	24.10	9P	14.0	8.00	16.0	10.10
22P	27.0	21.00	29.0	23.10	8P	13.0	7.00	15.0	9.10
21P	26.0	20.00	28.0	22.10	7P	12.0	6.00	14.0	8.10
20P	25.0	19.00	27.0	21.10	6P	11.0	5.00	13.0	7.10
19P	24.0	18.00	26.0	20.10					

REV	DATE	MODIFICATION DESCRIPTION	CHANGE	OPERATION	DRAW	DATE	SCALE	FIT	PART NO.	TITLE:	Customer NO.
A2	17/04/27	Add Mylar and the TYPE 2	A2	X.X ±0.40	Ding	2017/04/27	UNIT	mm	5132-XXSMUWXXX0X	1.0 FPC 180° SMT UP CONTACT H=2.5mm	Customer NO.
A1	14/11/04	Modify		X.XX ±0.25	CHECK	DATE	SIZE	A4			
A0	12/07/04	NEW		X.XXX ±0.15	APPROVE	DATE	SHEET	1/1			
				Angle ± 3'			PROJ.				
				DIM TOL							

WCON

Http: www.wcon.com

WCON-Dongguan Tel: +86 769 85358920 Fax: +86 769 85358915 E-mail: sales@wcon.com
 WCON-Kunshan Tel: +86 512 57468408 Fax: +86 512 57468468 E-mail: salesks@wcon.com