

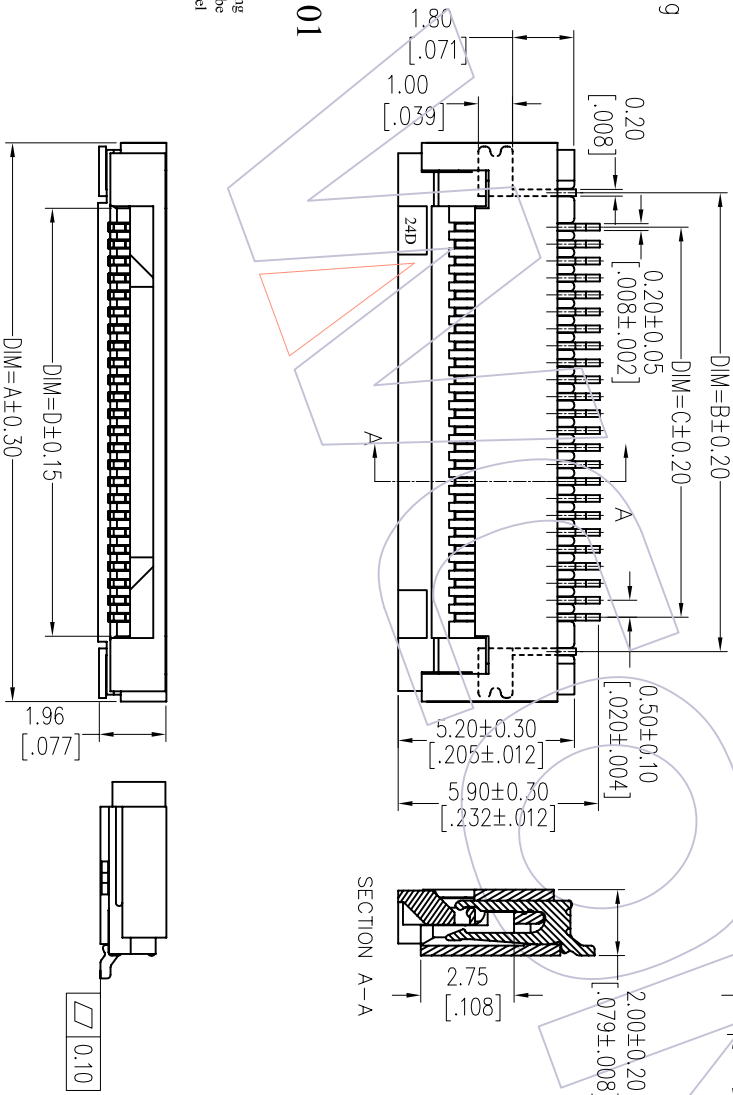
NOTES:  
 Rated Current: 0.4AMP  
 Voltage rating: 50V AC/DC  
 Contact Resistance: 20mΩ max  
 Withstand Voltage: 500V AC/DC  
 Insulation Resistance: 800MΩ min  
 Operation Temperature: -25°C to +85°C

Terminal: Phosphor Bronze, Tin-plating  
 Fattig Nail: Brass, Tin-plating  
 Plating: Sn plating on Ni over all.  
 Housing: LCP+30%GF UL94V-0  
 Slider: LCP+30%GF UL94V-0

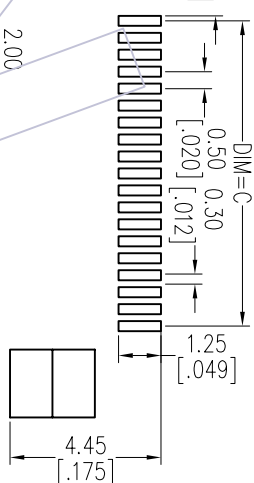
## Ordering Information

5146-XX R Z B F W X 01

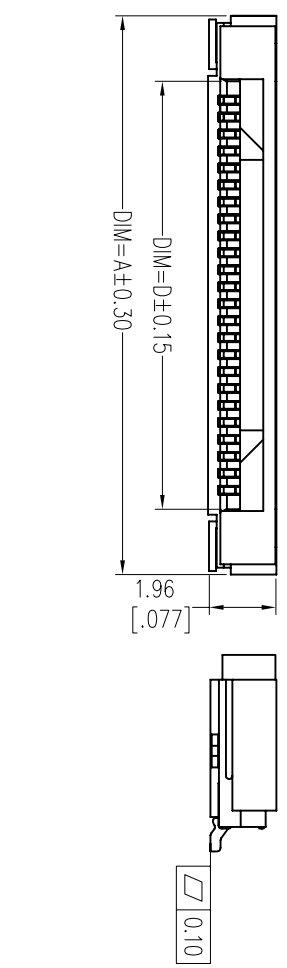
No. of Pins Contact Type Color Packing  
 04-60P B-Bottom contact A-Brown T=Tube  
 B-Black R=Reel  
 W=White F=Beige



Recommended P.C.B Layout(Top Side)  
 (PCB BOARD TOLERANCE±0.05)



PIN	DIM=A	DIM=B	DIM=C	DIM=D	PIN	DIM=A	DIM=B	DIM=C	DIM=D
60P	34.40	31.50	29.50	30.60	32P	20.40	17.50	15.50	16.60
59P	33.90	31.00	29.00	30.10	31P	19.90	17.00	15.00	16.10
58P	33.40	30.50	28.50	29.60	30P	19.40	16.50	14.50	15.60
57P	32.90	30.00	28.00	29.10	29P	18.90	16.00	14.00	15.10
56P	32.40	29.50	27.50	28.60	28P	18.40	15.50	13.50	14.60
55P	31.90	29.00	27.00	28.10	27P	17.90	15.00	13.00	14.10
54P	31.40	28.50	26.50	27.60	26P	17.40	14.50	12.50	13.60
53P	30.90	28.00	26.00	27.10	25P	16.90	14.00	12.00	13.10
52P	30.40	27.50	25.50	26.60	24P	16.40	13.50	11.50	12.60
51P	29.90	27.00	25.00	26.10	23P	15.90	13.00	11.00	12.10
50P	29.40	26.50	24.50	25.60	22P	15.40	12.50	10.50	11.60
49P	28.90	26.00	24.00	25.10	21P	14.90	12.00	10.00	11.10
48P	28.40	25.50	23.50	24.60	20P	14.40	11.50	9.50	10.60
47P	27.90	25.00	23.00	24.10	19P	13.90	11.00	9.00	10.10
46P	27.40	24.50	22.50	23.60	18P	13.40	10.50	8.50	9.60
45P	26.90	24.00	22.00	23.10	17P	12.90	10.00	8.00	9.10
44P	26.40	23.50	21.50	22.60	16P	12.40	9.50	7.50	8.60
43P	25.90	23.00	21.00	22.10	15P	11.90	9.00	7.00	8.10
42P	25.40	22.50	20.50	21.60	14P	11.40	8.50	6.50	7.60
41P	24.90	22.00	20.00	21.10	13P	10.90	8.00	6.00	7.10
40P	24.40	21.50	19.50	20.60	12P	10.40	7.50	5.50	6.60
39P	23.90	21.00	19.00	20.10	11P	9.90	7.00	5.00	6.10
38P	23.40	20.50	18.50	19.60	10P	9.40	6.50	4.50	5.60
37P	22.90	20.00	18.00	19.10	9P	8.90	6.00	4.00	5.10
36P	22.40	19.50	17.50	18.60	8P	8.40	5.50	3.50	4.60
35P	21.90	19.00	17.00	18.10	7P	7.90	5.00	3.00	4.10
34P	21.40	18.50	16.50	17.60	6P	7.40	4.50	2.50	3.60
33P	20.90	18.00	16.00	17.10	4P	6.40	3.50	1.50	2.60



PIN	DIM=A	DIM=B	DIM=C	DIM=D
33P	20.90	18.00	16.00	17.10
34P	21.40	18.50	16.50	17.60
35P	21.90	19.00	17.00	18.10
36P	22.40	19.50	17.50	18.60
37P	22.90	20.00	18.00	19.10
38P	23.40	20.50	18.50	19.60
39P	23.90	21.00	19.00	20.10
40P	24.40	21.50	19.50	20.60
41P	24.90	22.00	20.00	21.10
42P	25.40	22.50	20.50	21.60
43P	25.90	23.00	21.00	22.10
44P	26.40	23.50	21.50	22.60
45P	26.90	24.00	22.00	23.10
46P	27.40	24.50	22.50	23.60
47P	27.90	25.00	23.00	24.10
48P	28.40	25.50	23.50	24.60
49P	28.90	26.00	24.00	25.10
50P	29.40	26.50	24.50	25.60
51P	29.90	27.00	25.00	26.10
52P	30.40	27.50	25.50	26.60
53P	30.90	28.00	26.00	27.10
54P	31.40	28.50	26.50	27.60
55P	31.90	29.00	27.00	28.10
56P	32.40	29.50	27.50	28.60
57P	32.90	30.00	28.00	29.10
58P	33.40	30.50	28.50	29.60
59P	33.90	31.00	29.00	30.10
60P	34.40	31.50	29.50	30.60

REV	DATE	MODIFICATION DESCRIPTION	CHANGE	OPERATION	DRAW	DATE	SCALE	FIT	PART NO.	TITLE:	WCON
AO	2012/07/04	NEW	Angle	± 3'	APPROVE	DATE	UNIT	mm	5146-XXRZBFXX0X	0.5PPC 90° SMT BOTTOM CONTACT H=2.0mm FRONT RAISE TYPE	WCON-Dongguan Tel: +86 769 85358920 Fax: +86 769 85358915 E-mail: sales@wcon.com
			DIM	± 0.15		2012/07/04	SIZE	A4			WCON-Kunshan Tel: +86 512 57468408 Fax: +86 512 57468468 E-mail: sales@wcon.com
			TOL	± 0.40			SHEET	1/1			
				± 0.25	CHECK		PROJ.				
				± 0.40	JYHuang						



WCON-Dongguan  
 Tel: +86 769 85358920  
 Fax: +86 769 85358915  
 E-mail: sales@wcon.com

WCON-Kunshan  
 Tel: +86 512 57468408  
 Fax: +86 512 57468468  
 E-mail: sales@wcon.com