HSF

NOTES:
Current Rating:0.5AMP
Current Rating:150V AC/DC
Contact Resistance:20mΩ max
Withstand Voltage:250V AC/DC
Insulation Resistance:500MΩ min
Operation Temperature:−40℃ to +105℃

Contact Material:Brass
Contact plating:Au or Sn Over Ni
Insulator Material:PA46(UL94V−0)
9pin to 15pin without D

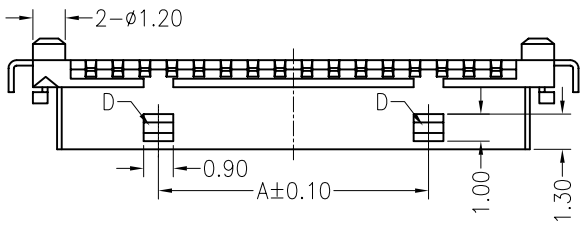

Recommended P.C.B Layout(Top Side)
(PCB BOARD TOLERANCE±0.05)

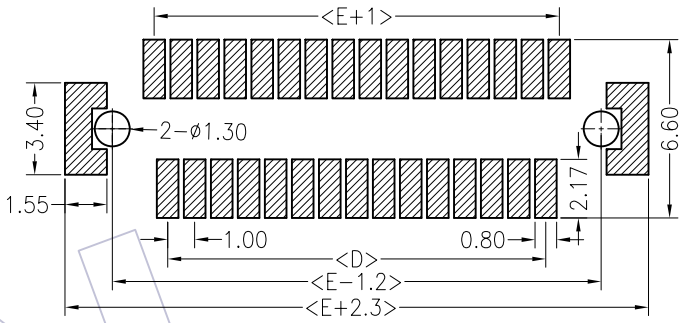

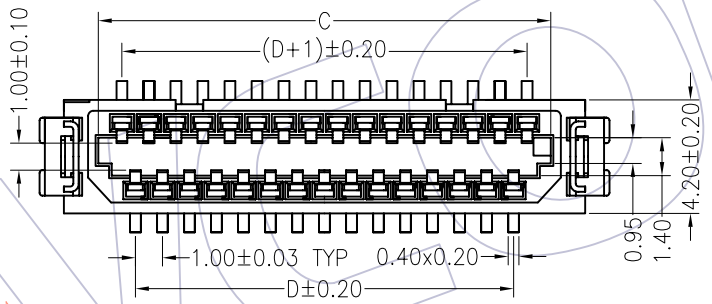

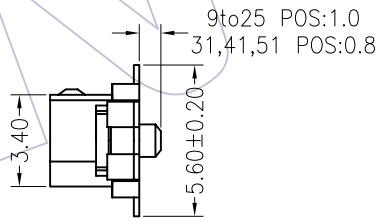

Ordering Information

WF1005 - WM XX X T 1

No.of pins	Color	Packing
09P 21P	E=Beige	T=Tube
11P 23P	W=White	P=Tube+CAP
13P 25P		R=Tape&Reel+CAP
15P 31P		
17P 41P		
19P 51P		

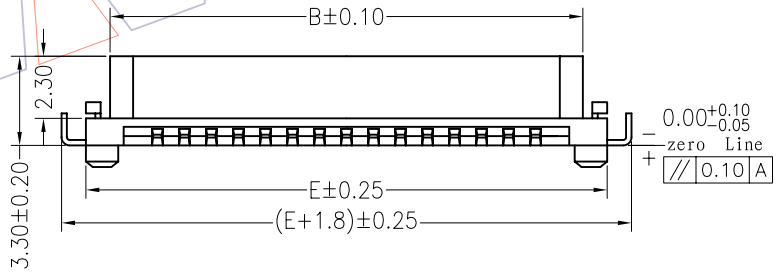

PART NO.	Dimensions				
	A	B	C	D	E
WF1005-WM09XT1		6.50	5.75	3.00	8.30
WF1005-WM11XT1		7.50	6.75	4.00	9.30
WF1005-WM13XT1		8.50	7.75	5.00	10.30
WF1005-WM15XT1		9.50	8.75	6.00	11.30
WF1005-WM17XT1	3.00	10.50	9.75	7.00	12.30
WF1005-WM19XT1	4.00	11.50	10.75	8.00	13.30
WF1005-WM21XT1	5.00	12.50	11.75	9.00	14.30
WF1005-WM23XT1	6.00	13.50	12.75	10.00	15.30
WF1005-WM25XT1	7.00	14.50	13.75	11.00	16.30
WF1005-WM31XT1	10.00	17.50	16.75	14.00	19.30
WF1005-WM41XT1	15.00	22.50	21.75	19.00	24.30
WF1005-WM51XT1	20.00	27.50	31.75	24.00	29.30

REV	DATE	MODIFICATION DESCRIPTION	CHANGE	APPROVE
A0	08/07/02	NEW	———	———

OPERATION				
X.X	±0.40	DRAW	WEIXD	08/07/02
X.XX	±0.25	DESIGN		
X.XXX	±0.15	CHECK		
Angle	± 3°	APPROVE		
DIM	TOL			

SCALE	4:1
UNIT	mm
SIZE	A4
SHEET	1/1
PROJ.	

WCON 维峰五金电子有限公司
WAFE HARDWARE ELECTRONICS CO.LTD

PART NO.	SEE TAB
TITLE:	1.00 WAFER SMT FEMALE (DF-9)
Customer NO.	