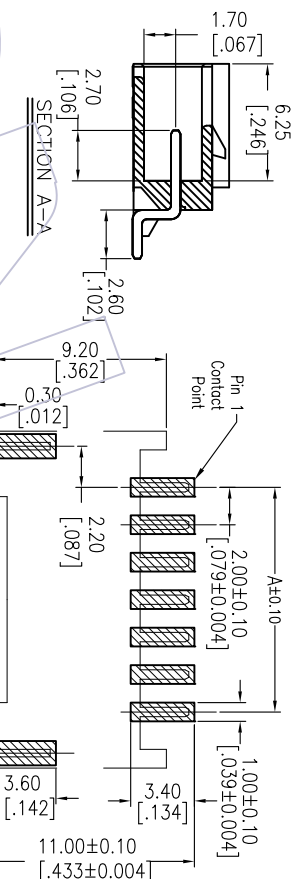
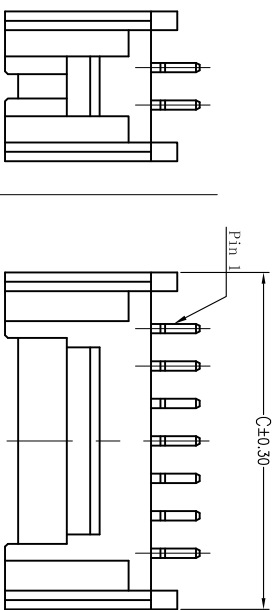


HSP

NOTES:

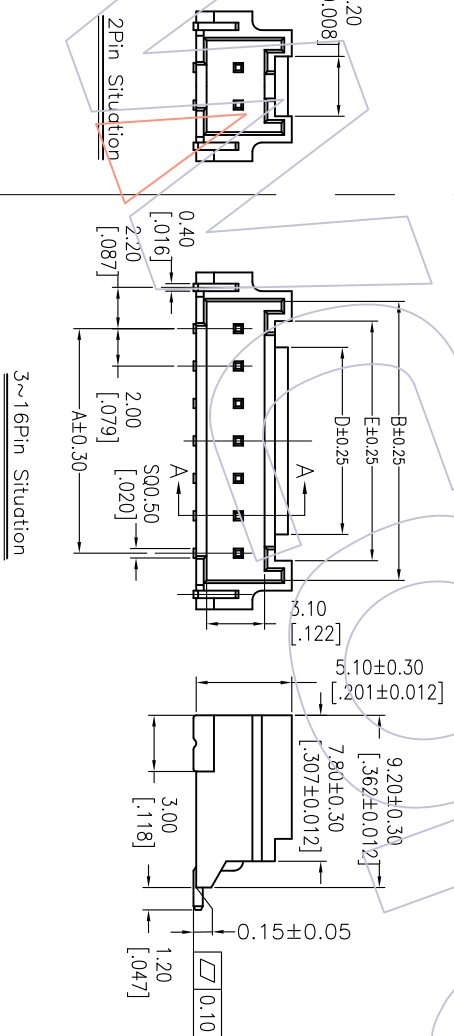
Rated Current:2A
 Rated Voltage:125V AC/DC
 Contact Resistance:20mΩ max
 Withstand Voltage:250V AC/Minute
 Insulation Resistance:500MΩ min
 Operation Temperature:-25℃ to+85℃
 Contact Material:Bross
 Contact plating:Au Or Sn Over Ni
 Insulator Material:PA6T+30%G.F UL94V-0



Ordering Information

WF2005 - WZ XX XX X 1

No.of pins Contact Plating Color Packing
 02~16P S0=Gold Flash/Tin B=Black
 S3=10μ"Gold/Tin E=Beige
 S4=15μ"Gold/Tin W=White
 S5=30μ"Gold/Tin
 G0=Gold Flash
 G3=10μ"Gold
 G4=15μ"Gold
 G5=30μ"Gold
 Blank=Tin



Specification & Ordering Information:

Circuit	Part No.	Dimension					Qty
		A	B	C	D	E	
02	WF2005-WZ02XX1	2.0	4.8	8.0	—	—	1000
03	WF2005-WZ03XX1	4.0	6.8	10.0	2.0	4.80	1000
04	WF2005-WZ04XX1	6.0	8.8	12.0	4.0	6.80	1000
05	WF2005-WZ05XX1	8.0	10.8	14.0	6.0	8.80	1000
06	WF2005-WZ06XX1	10.0	12.8	16.0	8.0	10.80	1000
07	WF2005-WZ07XX1	12.0	14.8	18.0	10.0	12.80	1000
08	WF2005-WZ08XX1	14.0	16.8	20.0	12.0	14.80	1000
09	WF2005-WZ09XX1	16.0	18.8	22.0	14.0	16.80	1000
10	WF2005-WZ10XX1	18.0	20.8	24.0	16.0	18.80	1000
11	WF2005-WZ11XX1	20.0	22.8	26.0	18.0	20.80	1000
12	WF2005-WZ12XX1	22.0	24.8	28.0	20.0	22.80	1000
13	WF2005-WZ13XX1	24.0	26.8	30.0	22.0	24.80	1000
14	WF2005-WZ14XX1	26.0	28.8	32.0	24.0	26.80	1000
15	WF2005-WZ15XX1	28.0	30.8	34.0	26.0	28.80	1000
16	WF2005-WZ16XX1	30.0	32.8	36.0	28.0	30.80	1000

OPERATION	SCALE	FIT	PART NO.
X.X	UNIT	mm	SEE TAB
±0.40	SIZE	A4	TITLE:
X.XX	CHECK	DATE	2.00 WAFER 90° SMT
X.XXX	APPROVE	DATE	Customer NO.
Angle	PROJ.	1/1	
± 3'			

REV	DATE	MODIFICATION DESCRIPTION	CHANGE
A1	2014/03/13	Modify The Material:PA9T-PA6T	
A0	2012/09/05	NEW	

WCON-Dongguan
 Tel: +86 769 85358920
 Fax: +86 769 85358915
 E-mail: sales@wcon.com

WCON-Kunshan
 Tel: +86 512 57468408
 Fax: +86 512 57466468
 E-mail: sales@wcon.com