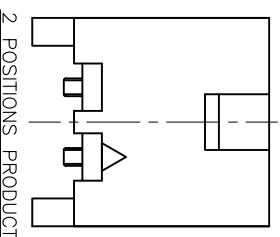
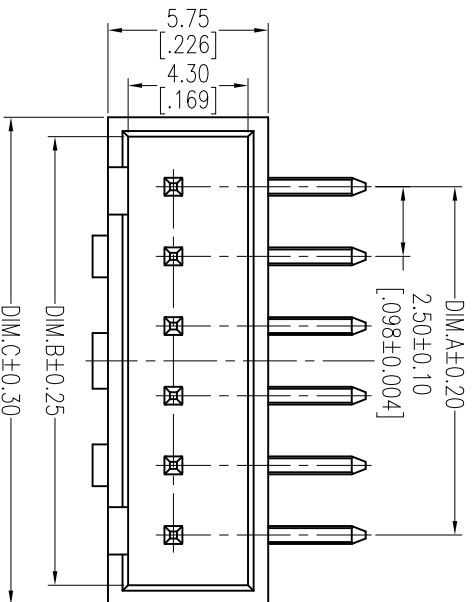


HSF

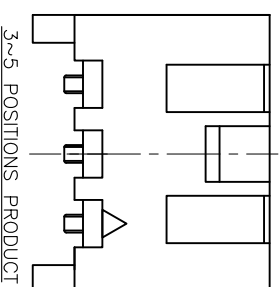
Recommended P.C.B Layout(Top Side)
(PCB BOARD TOLERANCE±0.05)

NOTES:
Current Rating: 3.0AMP
Contact Resistance: 20mΩ Max
Withstand Voltage: 800V AC/DC
Insulation Resistance: 1000MΩ Min
Operation Temperature: -25°C to +85°C

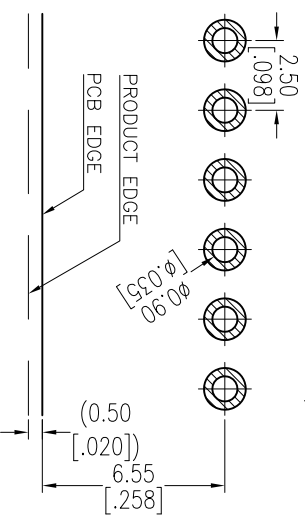
Contact Material:Brass
Contact plating: Au Or Sn over Ni
Insulator Material:PA66 UL94V-0



SCALE 1:1



SCALE 1:1



6-15 POSITIONS PRODUCT

Ordering Information

WF2501A - WR XX X 0 1

H=PA46 No. of pins Contact Plating Color Packing
Blank=PA66 02-15P G0=Gold Flash B=Black O=PE Bag
G3=10u"Gold G4=15u"Gold W=White T=Tube
G5=30u"Gold Blank=Tin

No. Of POSITION	DIM.A	DIM.B	DIM.C
02	2.50	6.10	7.48
03	5.00	8.60	9.98
04	7.50	11.10	12.48
05	10.00	13.60	14.98
06	12.50	16.10	17.48
07	15.00	18.60	19.98
08	17.50	21.10	22.48
09	20.00	23.60	24.98
10	22.50	26.10	27.48
11	25.00	28.60	29.98
12	27.50	31.10	32.48
13	30.00	33.60	34.98
14	32.50	36.10	37.48
15	35.00	38.60	39.98

WCON

Http: www.wcon.com

WCON-Dongguan Tel: +86 769 85358920 Fax: +86 769 85358915 E-mail: sales@wcon.com
WCON-Kunshan Tel: +86 512 57468408 Fax: +86 512 57468468 E-mail: sales@wcon.com

REV	DATE	MODIFICATION DESCRIPTION	CHANGE	OPERATION	DRAW	DATE	SCALE	FIT	PART NO.	TITLE:
A0	2013/06/25	NEW	-----	X.XX ±0.40	JYHuang	2013/06/25	UNIT mm	A4	WF2501A-WRXXXXX1	2.50 PITCH 90° DIP TYPE SING ROW WAFER
				X.XXX ±0.15	CHECK	DATE	SIZE A4	1/1		
				Angle ± 3°	APPROVE	DATE	SHEET 1/1	PROJ.	Customer NO.	
				DIM TOL						