HSF

NOTES:
Rated Current:3.0A
Rated Voltage:125V AC/DC
Contact Resistance:20mΩ max
Withstand Voltage:800V AC/Minute
Insulation Resistance:1000MΩ min
Operation Temperature:−25℃ to+85℃

Contact Material:Brass
Contact Plating:Au or Sn over Ni
Insulator Material:High Temperature Plastic(UL94V−0)

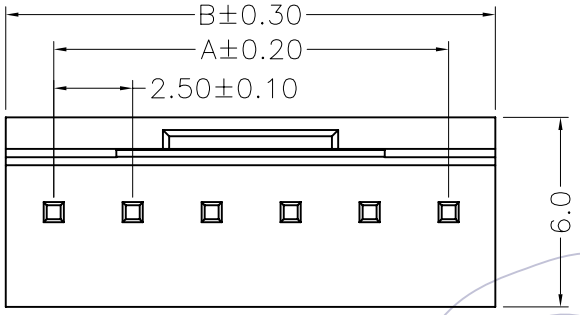

Recommended P.C.B Layout(Top Side)
(PCB BOARD TOLERANCE±0.05)

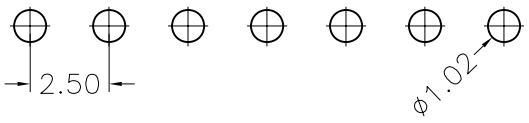

Dimensional & Ordering Information

Circuit	Part No.	Dimension	
		A	B
02	WF2507−WS02WX1	2.50	5.50
03	WF2507−WS03WX1	5.00	8.00
04	WF2507−WS04WX1	7.50	10.50
05	WF2507−WS05WX1	10.00	13.00
06	WF2507−WS06WX1	12.50	15.50
07	WF2507−WS07WX1	15.00	18.00
08	WF2507−WS08WX1	17.50	20.50
09	WF2507−WS09WX1	20.00	23.00
10	WF2507−WS10WX1	22.50	25.50
11	WF2507−WS11WX1	25.00	28.00
12	WF2507−WS12WX1	27.50	30.50
13	WF2507−WS13WX1	30.00	33.00
14	WF2507−WS14WX1	32.50	35.50
15	WF2507−WS15WX1	35.00	38.00

Ordering Information

WF2507 - WS XX W X 1

- XX: No.of pins 02P~15P
- W: Color E=Beige W=White B=Black
- X: Packing 0=PE Bag T=Tube

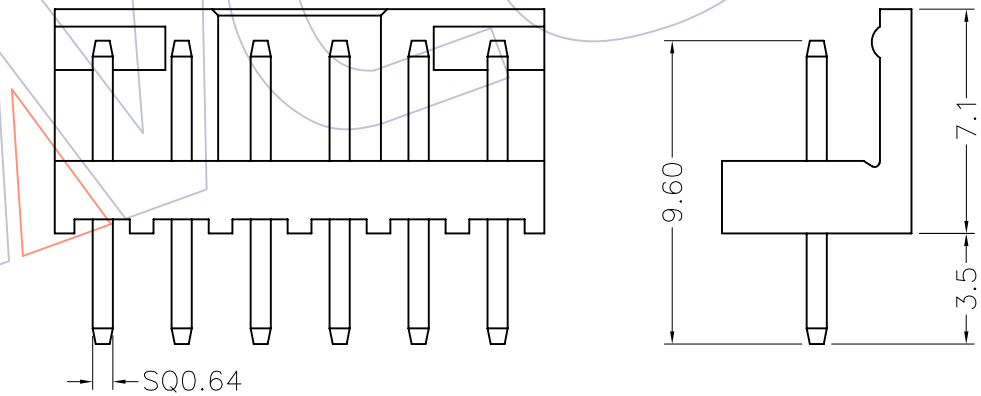

REV	DATE	MODIFICATION DESCRIPTION	CHANGE	APPROVE
A0	08/08/05	NEW	———	———

OPERATION	
X.X	±0.25
X.XX	±0.15
X.XXX	±0.10
Angle	± 3°
DIM	TOL

DRAW	WEIXD	08/08/05
DESIGN		
CHECK		
APPROVE		

SCALE	1:1
UNIT	mm
SIZE	A4
SHEET	1/1
PROJ.	

WCON 维峰五金电子有限公司
WAFE HARDWARE ELECTRONICS CO.LTD

PART NO.	SEE TAB
TITLE:	2.50 WAFER 180° DIP
Customer NO.	