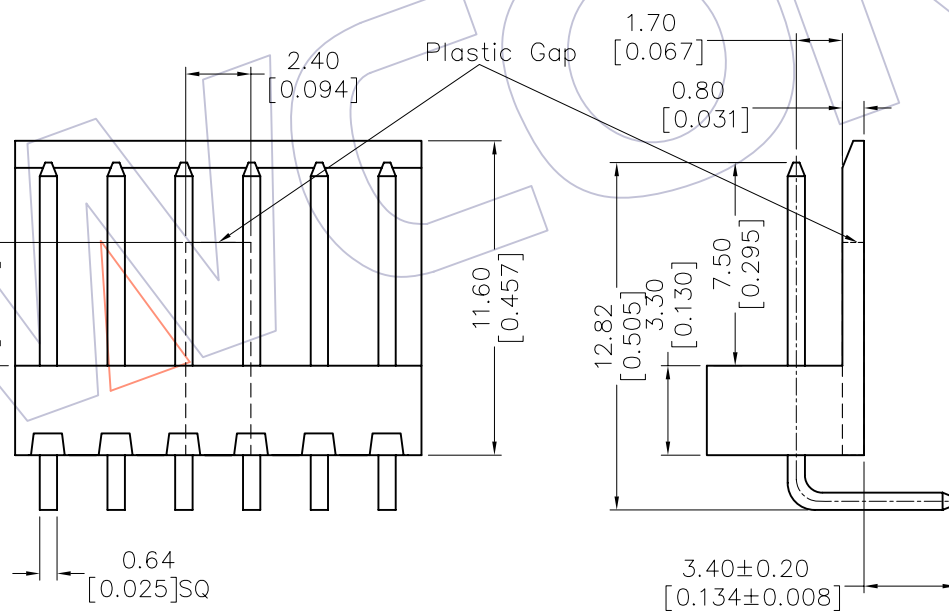
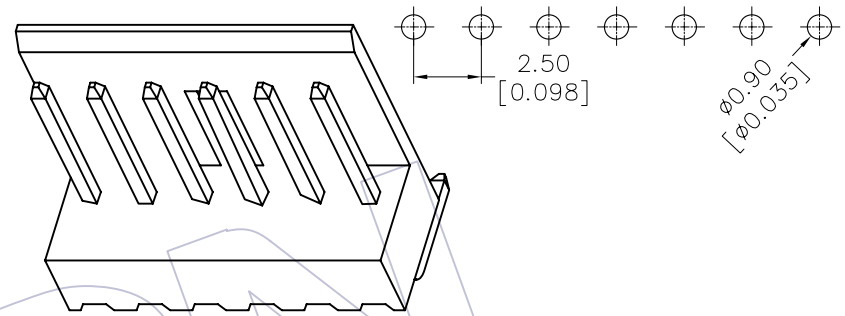
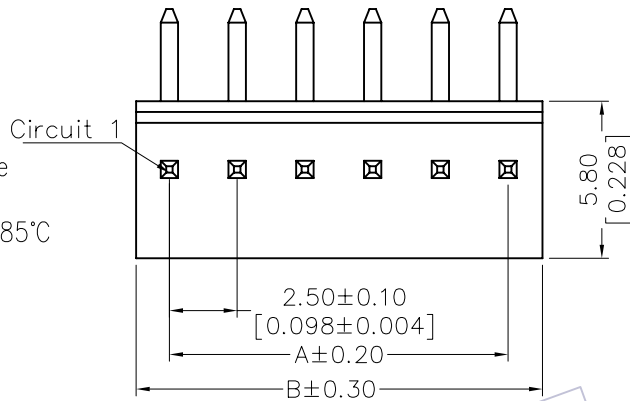


# HSF

NOTES:  
 Rated Current: 3.0A  
 Rated Voltage: 250V AC/DC  
 Contact Resistance: 20mΩ max  
 Withstand Voltage: 800V AC/Minute  
 Insulation Resistance: 500MΩ min  
 Operation Temperature: -25°C to +85°C

Contact Material: Brass  
 Contact plating: Au Or Sn Over Ni  
 Insulator Material: PA66 UL94V-0

Recommended P.C.B Layout(Top Side)  
 (PCB BOARD TOLERANCE ±0.05)



Specification & Ordering Information:

Circuit	Part No.	Dimension	
		A	B
02	WF2510-WR02XX1	2.50	5.00
03	WF2510-WR03XX1	5.00	7.50
04	WF2510-WR04XX1	7.50	10.00
05	WF2510-WR05XX1	10.00	12.50
06	WF2510-WR06XX1	12.50	15.00
07	WF2510-WR07XX1	15.00	17.50
08	WF2510-WR08XX1	17.50	20.00
09	WF2510-WR09XX1	20.00	22.50
10	WF2510-WR10XX1	22.50	25.00
11	WF2510-WR11XX1	25.00	27.50
12	WF2510-WR12XX1	27.50	30.00
13	WF2510-WR13XX1	30.00	32.50
14	WF2510-WR14XX1	32.50	35.00
15	WF2510-WR15XX1	35.00	37.50

## Ordering Information

WF2510 - WR XX X X 1

- No. of pins: 02-15P
- Contact Plating: S0=Gold Flash/Tin, S3=10u"Gold/Tin, S4=15u"Gold/Tin, S5=30u"Gold/Tin, G0=Gold Flash, G3=10u"Gold, G4=15u"Gold, G5=30u"Gold, Blank=Tin
- Color: B=Black, E=Beige, W=White, T=Natural
- Packing: 0=PE Bag, T=Tube, R=Reel

REV	DATE	MODIFICATION DESCRIPTION	CHANGE	OPERATION	DRAW	DATE	SCALE	FIT	PART NO.
				X.X ±0.40	JYHuang	2012/09/07	UNIT mm/inch		SEE TAB
				X.XX ±0.25	CHECK	DATE	SIZE A4		TITLE: 2.50 WAFER 90° DIP
				X.XXX ±0.15	APPROVE	DATE	SHEET 1/1		Customer NO.
				Angle ± 3'			PROJ.		
				DIM TOL					

**WCON**  
 Http: www.wcon.com

WCON-Dongguan Tel: +86 769 85358920 Fax: +86 769 85358915 E-mail: sales@wcon.com  
 WCON-Kunshan Tel: +86 512 57468408 Fax: +86 512 57468468 E-mail: salesks@wcon.com