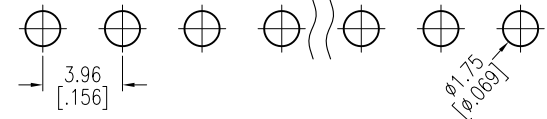


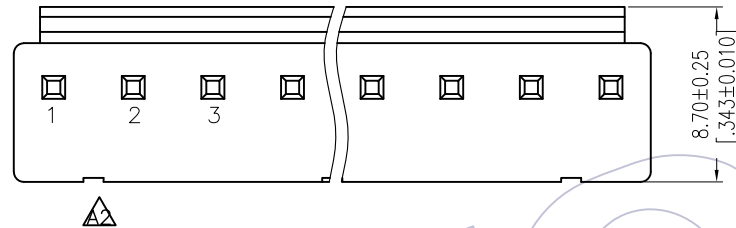
HSF

Recommended P.C.B Layout(Top Side)
(PCB BOARD TOLERANCE±0.05)

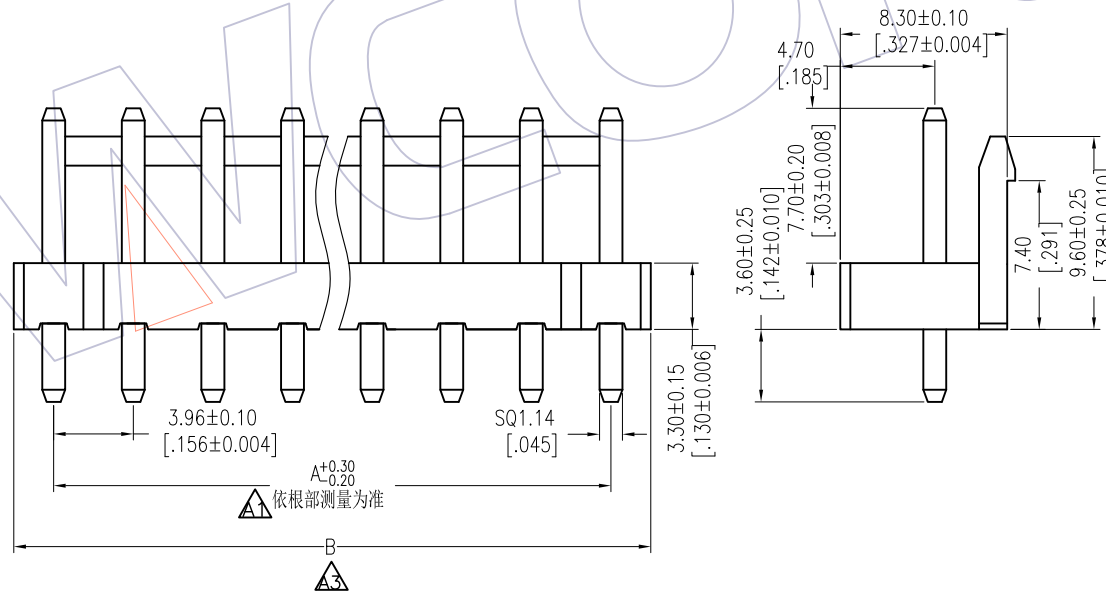
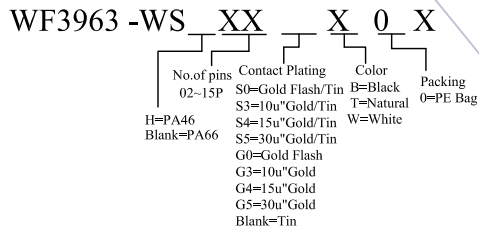


NOTES:
Current Rating:7.0AMP
Contact Resistance:20mΩ Max
Withstand Voltage:1000V AC/DC
Insulation Resistance:1000MΩ Min
Operation Temperature:-40℃ to +105℃

Contact Material:Brass
Contact plating:Au Or Sn Over Ni
Insulator Material:PA66 Or PA46 UL94V-0



Ordering Information



Specification & Ordering Information:

Circuit	Part No.	Dimension		Q'ty /Bag
		A	B	
02	WF3963-WS(H)02X0X	3.96	7.92	700
03	WF3963-WS(H)03X0X	7.92	11.88	600
04	WF3963-WS(H)04X0X	11.88	15.84	450
05	WF3963-WS(H)05X0X	15.84	19.80	350
06	WF3963-WS(H)06X0X	19.80	23.76	300
07	WF3963-WS(H)07X0X	23.76	27.72	250
08	WF3963-WS(H)08X0X	27.72	31.68	200
09	WF3963-WS(H)09X0X	31.68	35.64	180
10	WF3963-WS(H)10X0X	35.64	39.60	150
11	WF3963-WS(H)11X0X	39.60	43.56	120
12	WF3963-WS(H)12X0X	43.56	47.52	90
13	WF3963-WS(H)13X0X	47.52	51.48	70
14	WF3963-WS(H)14X0X	51.48	55.44	50
15	WF3963-WS(H)15X0X	55.44	59.40	30
16	WF3963-WS(H)16X0X	59.40	63.36	30
17	WF3963-WS(H)17X0X	63.36	67.32	20
18	WF3963-WS(H)18X0X	67.32	71.28	20
19	WF3963-WS(H)19X0X	71.28	75.24	20
20	WF3963-WS(H)20X0X	75.24	79.20	20

PART No.	DIM B TOL
WF3963-WSXXXXXX0X (PA66)	± 0.30
WF3963-WSHXXXXXX0X (PA46)	+0.40 -0.30

REV	DATE	MODIFICATION DESCRIPTION	CHANGE	OPERATION	DRAW	DATE	SCALE	FIT	PART NO.
A3	2016/03/31	Add PA46 Material and DIM B TOL	---	OPERATION	Lizufeng	2016/03/31	UNIT	mm	WF3963-WS(H)XXXXXX0X
A2	2014/05/19	Add cut	---	x.X ±0.40	CHECK	DATE	SIZE	A4	TITLE:
A1	2013/06/13	MODIFY THE DIM	---	x.XX ±0.25	APPROVE	DATE	SHEET	1/1	VH 3.96 Wafer 180°
AO	2012/09/17	NEW	---	x.XXX ±0.15	DATE	PROJ.	PROJ.	Customer NO.	
				Angle ± 3'					
				DIM TOL					

WCON

Http: www.wcon.com

WCON-Dongguan Tel: +86 769 85358920 Fax: +86 769 85358915 E-mail: sales@wcon.com
WCON-Kunshan Tel: +86 512 57468408 Fax: +86 512 57468468 E-mail: salesks@wcon.com