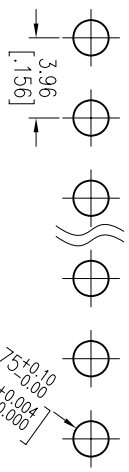
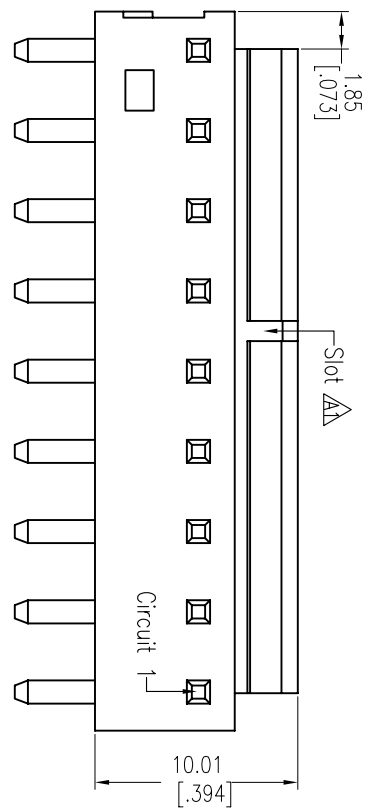


HSF

NOTES:

Rated Current:5.0AMP.
 Contact Resistance:20mΩ Max.
 Withstand Voltage:1500V AC/DC
 Insulation Resistance:1000MΩ Min.
 Operation Temperature:-25℃ to +85℃

Contact Material:Brass
 Contact Plating:Au or Sn Over Ni
 Insulator Material:PA46+30%G.F UL94V-0 BK

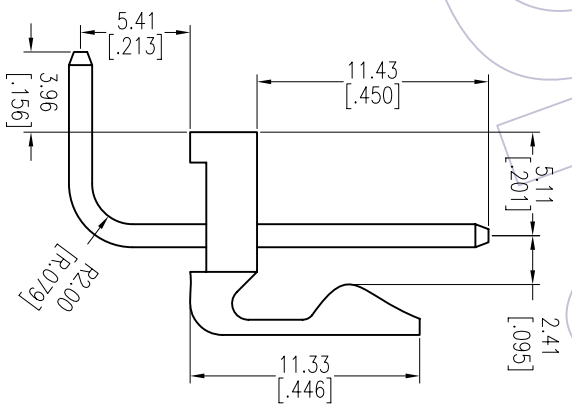
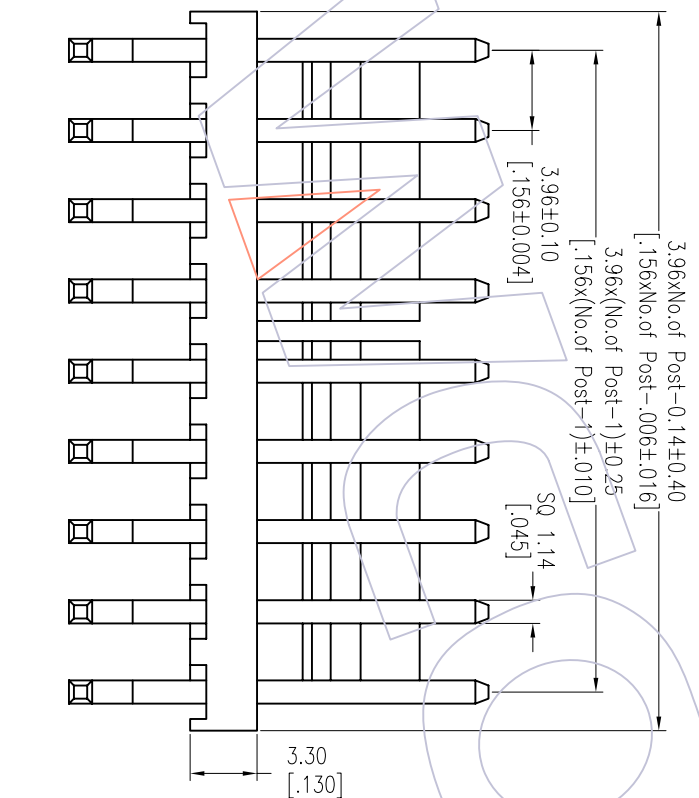


Recommended P.C.B Layout (Top Side)
 (PCB BOARD TOLERANCE±0.05)

Ordering Information

WF3965-WR-XX X 0 1

No. of pins: 02-18P
 Contact Plating: S0=Gold Flash/Tin, S3=10u'Gold/Tin, S4=15u'Gold/Tin, S5=30u'Gold/Tin
 Color: B=Black, E=Beige, T=Natural, W=White
 Packaging: 0=PE Bag
 H=P=PA46, Blank=PA66
 G0=Gold Flash, G3=10u'Gold, G4=15u'Gold, G5=30u'Gold
 Blank=Trin



Circuit	Slot
2P	None
3P	None
4P	None
5P	None
6P	Between Circuit3&4P
7P	Between Circuit4&5P
8P	
9P	Between Circuit5&6P
10P	
11P	Between Circuit6&7P
12P	Between Circuit4&5P, 8&9P
13P	Between Circuit4&5P, 9&10P
14P	Between Circuit5&6P, 9&10P
15P	Between Circuit5&6P, 10&11P
16P	Between Circuit5&6P, 11&12P
17P	Between Circuit6&7P, 11&12P
18P	Between Circuit6&7P, 12&13P

REV	DATE	MODIFICATION DESCRIPTION
A0	2012/09/17	NEW
A1	2013/01/15	Modify Drawing

OPERATION	SCALE	DATE	UNIT	FIT	PART NO.
XX	±0.40	2013.01.15	mm	[inch]	WF3965-WRXXX01
XX	±0.25	CHECK	mm	A4	TITLE: 3.96mm WAFER 90° DIP
XX	±0.15	CHECK	mm	1/1	Customer NO.
Angle	± 3'	APPROVE	SHEET	PROJ.	
DIM	TOL				

WCON
 Http: www.wcon.com
 WCON-Dongguan Tel: +86 769 85358920 Fax: +86 769 85358915 E-mail: sales@wcon.com
 WCON-Kunshan Tel: +86 512 57468408 Fax: +86 512 57468468 E-mail: sales@wcon.com