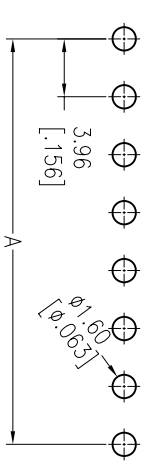
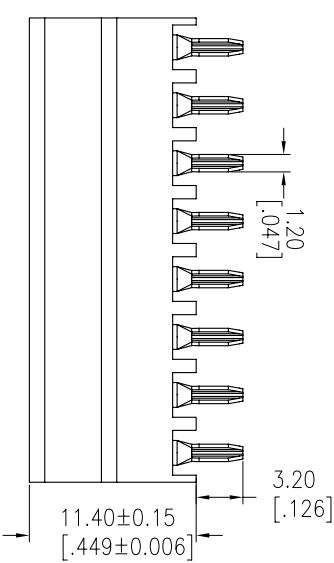




Recommended P.C.B Layout(Top Side)
(PCB BOARD TOLERANCE±0.05)

NOTES:
Current Rating:5.0AMP AC/DC
Voltage Rating:250V AC/DC
Contact Resistance:20mΩ max
Withstand Voltage:1000V AC/minute
Insulation Resistance:1000MΩ min
Operation Temperature:-25℃ to +85℃

Contact Material:Phorphos bronze
Contact plating:Sn Over Ni
Insulator Material:PA66 UL94V-0



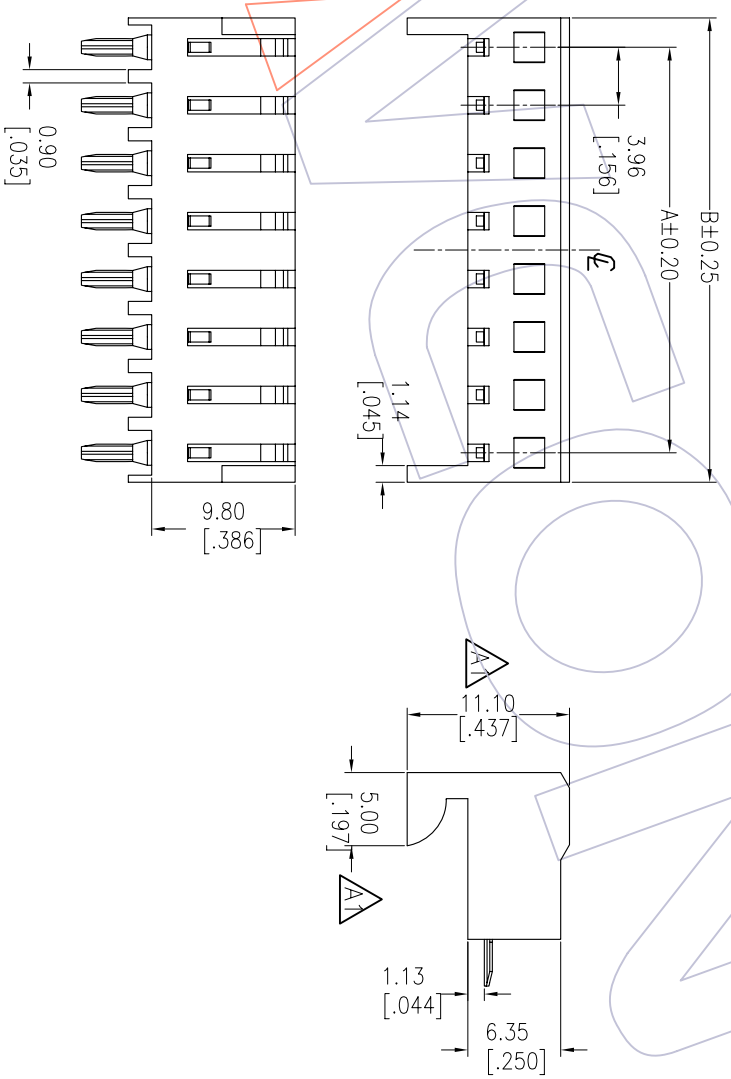
Dimensional & Ordering Information:

Circuit	Part No.	Dimension	
		A	B
02	WF3966-WS02XX1	3.96	7.98
03	WF3966-WS03XX1	7.92	11.94
04	WF3966-WS04XX1	11.88	15.90
05	WF3966-WS05XX1	15.84	19.86
06	WF3966-WS06XX1	19.80	23.82
07	WF3966-WS07XX1	23.76	27.78
08	WF3966-WS08XX1	27.72	31.74
09	WF3966-WS09XX1	31.68	35.70
10	WF3966-WS10XX1	35.64	39.66
11	WF3966-WS11XX1	39.60	43.62
12	WF3966-WS12XX1	43.56	47.58
13	WF3966-WS13XX1	47.52	51.54
14	WF3966-WS14XX1	51.48	55.50
15	WF3966-WS15XX1	55.44	59.46
16	WF3966-WS16XX1	59.40	63.42
17	WF3966-WS17XX1	63.36	67.38
18	WF3966-WS18XX1	67.32	71.34
19	WF3966-WS19XX1	71.28	75.30
20	WF3966-WS20XX1	75.24	79.26

Ordering Information

WF 3966 - WS XXX XX X 1

No.of pins 02-20pin
Color B=Black O=PE Bag P=Beige T=Tube W=White
Packing O=PE Bag T=Tube



REV	DATE	MODIFICATION DESCRIPTION	CHANGE	OPERATION	DRAW	DATE	SCALE	FIT	PART NO.
A2	2012/11/07	WF3966-WSXXXX2 → WF3966-WSXXXX1		XX	Xytang	2012/11/07	UNIT	mm	SEE TAB
A1	2011/12/27	Modify drawing		XXX	CHECK	DATE	SIZE	A4	TITLE:
A0	2011/11/04	NEW		XXX	APPROVE	DATE	SHEET	1/1	3.96mm WAFER 180° DIP
				Angle			PROJ.		Customer NO.
				± 3'					



WCON-Dongguan
Tel: +86 769 8535920
Fax: +86 769 85358915
E-mail: sales@wcon.com

WCON-Kunshan
Tel: +86 512 57468408
Fax: +86 512 57468488
E-mail: sales@wcon.com