

HSF

Recommended P.C.B Layout(Top Side)
(PCB BOARD TOLERANCE±0.05)

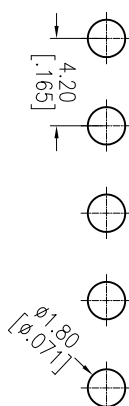
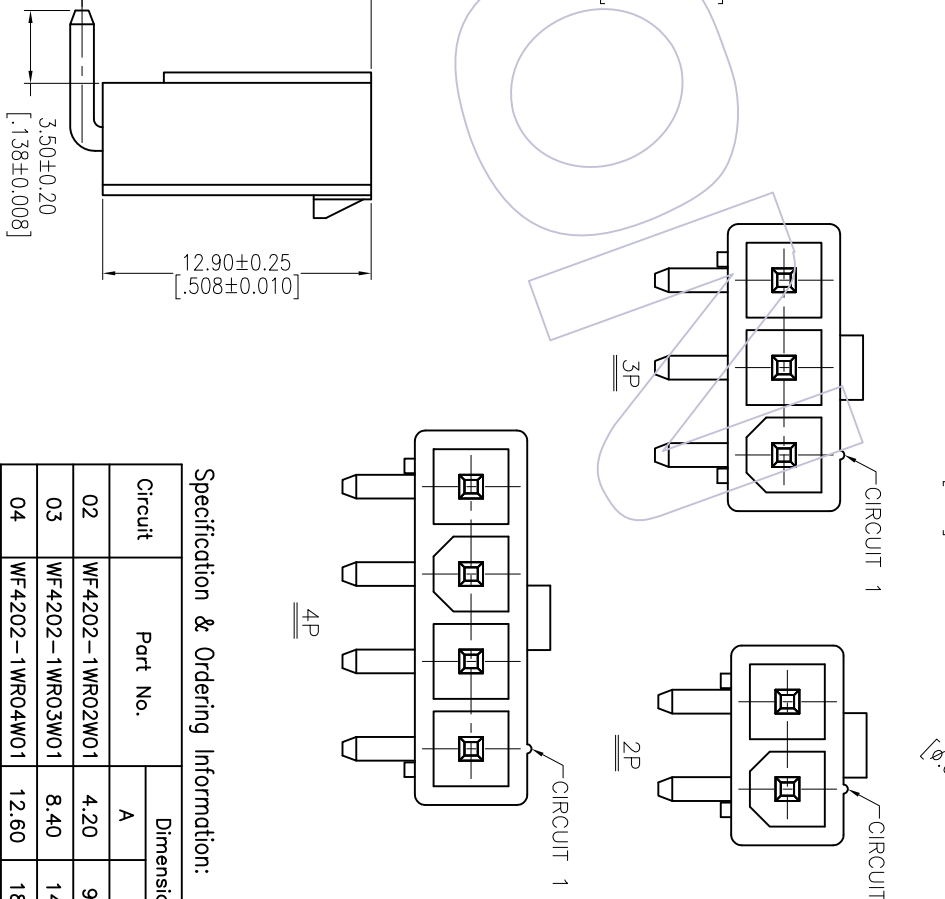
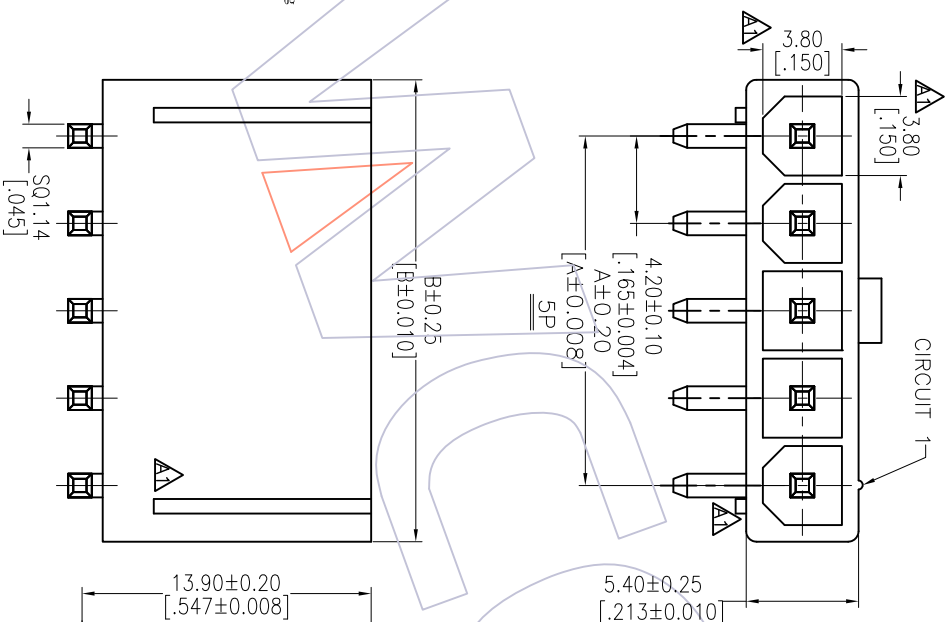
NOTES:
 Rated Current:9.0AAMP
 Contact Resistance:30mΩ max
 Withstand Voltage:1000V AC/DC
 Insulation Resistance:1000MΩ min
 Operation Temperature:-25℃ to +85℃

Contact Material:Brass
 Contact plating:Au Or Sn Over Ni
 Insulator Material:PA66 UL94V-0

Ordering Information

WF4202 -1 WR XX W 0 1

No.of Row 02-05P
 Single Row
 Contact Plating
 S0=Gold Flash/Tin
 S1=10u"Gold/Tin
 S4=15u"Gold/Tin
 S5=30u"Gold/Tin
 G0=Gold Flash
 G3=10u"Gold
 G4=15u"Gold
 G5=30u"Gold
 Blank=Tin
 Color
 B=Black
 W=White
 Packing
 0=PE Bag



Specification & Ordering Information:

Circuit	Part No.	Dimension	
		A	B
02	WF4202-1WR02W01	4.20	9.60
03	WF4202-1WR03W01	8.40	14.00
04	WF4202-1WR04W01	12.60	18.00
05	WF4202-1WR05W01	16.80	22.20

WCON

Http: www.wcon.com

WCON-Dongguan Tel: +86 769 85358920
 WCON-Kunshan Tel: +86 512 57468408
 WCON-Fox: +86 769 85358915
 WCON-Fox: +86 512 57468468
 WCON-E-mail: sales@wcon.com
 WCON-E-mail: sales@wcon.com

REV	DATE	MODIFICATION DESCRIPTION	CHANGE
A1	2013/04/19	MODIFY THE DIM	
AO	2012/09/17	NEW	

OPERATION	DRAW	DATE	SCALE	FIT	PART NO.
X.X	JYhuang	2013/04/19	mm	A4	SEE TAB
CHECK	DATE	UNIT	SIZE	SHEET	TITLE:
X.XXX		mm	A4	1/1	4.20 WAFER SINGLE ROW 90° DIP
APPROVE	DATE	PROJ.	PROJ.	PROJ.	Customer NO.

OPERATION	DRAW	DATE	SCALE	FIT	PART NO.
X.X	JYhuang	2013/04/19	mm	A4	SEE TAB
CHECK	DATE	UNIT	SIZE	SHEET	TITLE:
X.XXX		mm	A4	1/1	4.20 WAFER SINGLE ROW 90° DIP
APPROVE	DATE	PROJ.	PROJ.	PROJ.	Customer NO.