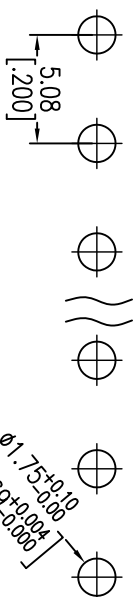


# HSF

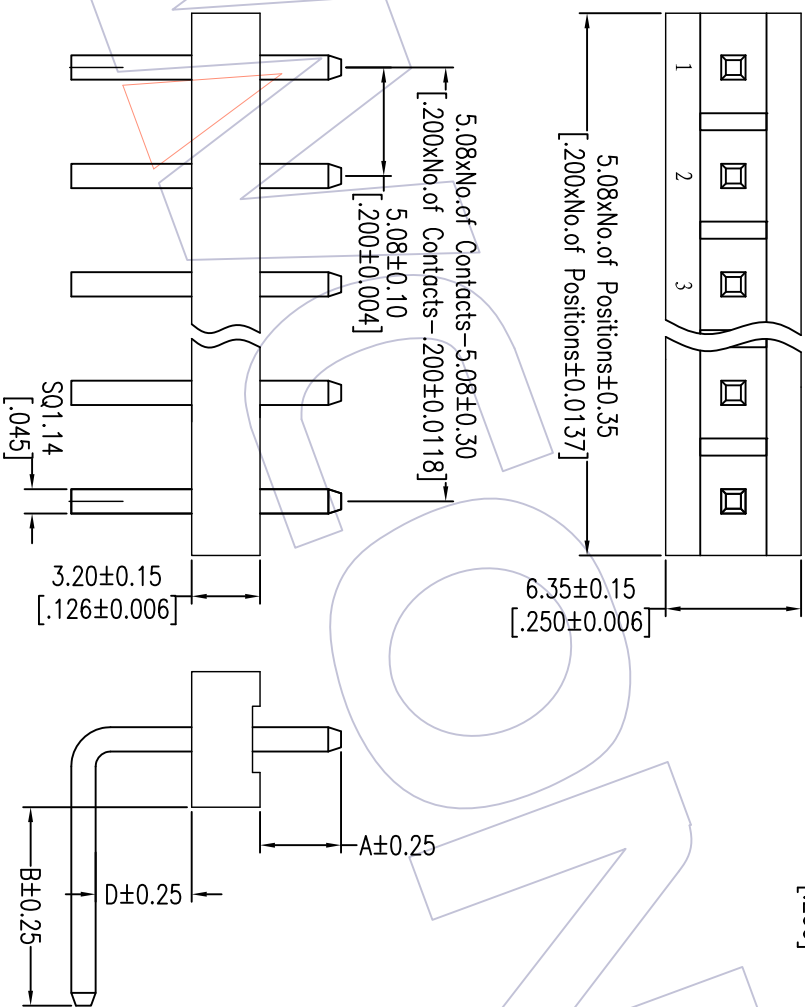
NOTES:  
 Rated Current: 7.0A  
 Contact Resistance: 20mΩ max  
 Withstand Voltage: 1000V AC/Minute  
 Insulation Resistance: 1000MΩ min  
 Operation Temperature: -25°C to +85°C

Contact Material: Brass  
 Contact plating: Au or Sn over Ni  
 Insulator Material: PA66

Recommended P.C.B Layout (Top Side)  
 (PCB BOARD TOLERANCE ±0.05)

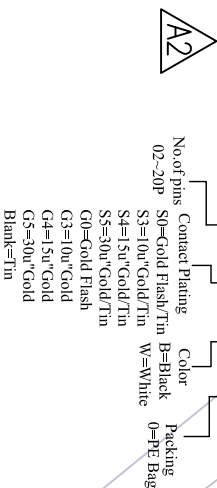


Dimensional & Ordering Information:



## Ordering Information

WF5082-WR XX W 0 1



Circuit	Part No.	Dimension		Q'ty /Bag
		A	B	
02	WF5082-WR02W01	5.08	10.16	500
03	WF5082-WR03W01	10.16	15.24	500
04	WF5082-WR04W01	15.24	20.32	300
05	WF5082-WR05W01	20.32	25.40	300
06	WF5082-WR06W01	25.40	30.48	300
07	WF5082-WR07W01	30.48	35.56	200
08	WF5082-WR08W01	35.56	40.64	200
09	WF5082-WR09W01	40.64	45.72	100
10	WF5082-WR10W01	45.72	50.80	100
11	WF5082-WR11W01	50.80	55.88	100
12	WF5082-WR12W01	55.88	60.96	100
13	WF5082-WR13W01	60.96	66.04	50
14	WF5082-WR14W01	66.04	71.12	50
15	WF5082-WR15W01	71.12	76.20	50
16	WF5082-WR16W01	76.20	81.28	30
17	WF5082-WR17W01	81.28	86.36	30
18	WF5082-WR18W01	86.36	91.44	20
19	WF5082-WR19W01	91.44	96.52	20
20	WF5082-WR20W01	96.52	101.6	20

ITEM	A	D	B
Standard	3.80	4.50	9.30
Alternate			

Circuit	Part No.	Dimension		Q'ty /Bag
		A	B	
02	WF5082-WR02W01	5.08	10.16	500
03	WF5082-WR03W01	10.16	15.24	500
04	WF5082-WR04W01	15.24	20.32	300
05	WF5082-WR05W01	20.32	25.40	300
06	WF5082-WR06W01	25.40	30.48	300
07	WF5082-WR07W01	30.48	35.56	200
08	WF5082-WR08W01	35.56	40.64	200
09	WF5082-WR09W01	40.64	45.72	100
10	WF5082-WR10W01	45.72	50.80	100
11	WF5082-WR11W01	50.80	55.88	100
12	WF5082-WR12W01	55.88	60.96	100
13	WF5082-WR13W01	60.96	66.04	50
14	WF5082-WR14W01	66.04	71.12	50
15	WF5082-WR15W01	71.12	76.20	50
16	WF5082-WR16W01	76.20	81.28	30
17	WF5082-WR17W01	81.28	86.36	30
18	WF5082-WR18W01	86.36	91.44	20
19	WF5082-WR19W01	91.44	96.52	20
20	WF5082-WR20W01	96.52	101.6	20

# WCON

WCON-Dongguan Tel: +86 769 85358920  
 WCON-Kunshan Tel: +86 512 57468408  
 Fax: +86 769 85358915 Fax: +86 512 57468468  
 E-mail: sales@wcon.com E-mail: sales@wcon.com

REV	DATE	MODIFICATION DESCRIPTION	CHANGE	OPERATION	DRAW	DATE	SCALE	FIT	PART NO.
A2	2013/03/09	WF5083--WF5082		X.X	JHuang	2013/03/09	mm	A4	SEE TAB
A1	2013/01/02	Modify Drawing		X.XX	CHECK	DATE	UNIT		TITLE:
AO	2012/09/18	NEW		X.XXX	APPROVE	DATE	SIZE	1/1	5.08 WAFER 90°
REV	DATE	MODIFICATION DESCRIPTION	CHANGE	Angle	APPROVE	DATE	SHEET	1/1	Customer NO.
				± 3'			PROJ.		