


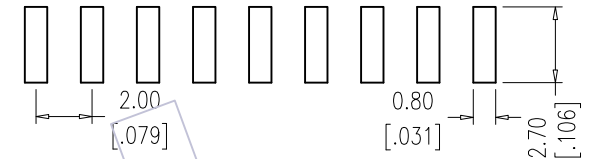
HSF

TECHNICAL SPECS:

Current Rating:3.0AMP
 Contact Resistance:10mΩ Max
 Dielectric Strength: Min 1000V_{RMS}
 Mechanical Life: Min 500 cycles
 Operation Temperature:-40°C to +105°C

Sleeve:Brass CuZn36Pb3(C36000)
 Connecting Pin:∅0.47mm
 Contact plating:Au or Sn over Ni
 Insulator Material:PPS+30%G.F(UL94V-0)
 Coplanarity SMD terminations:max 0.1mm
 (measured on 25mm long connectors)

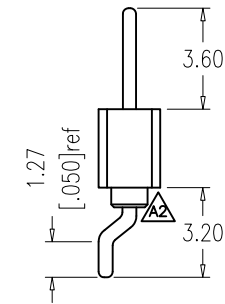
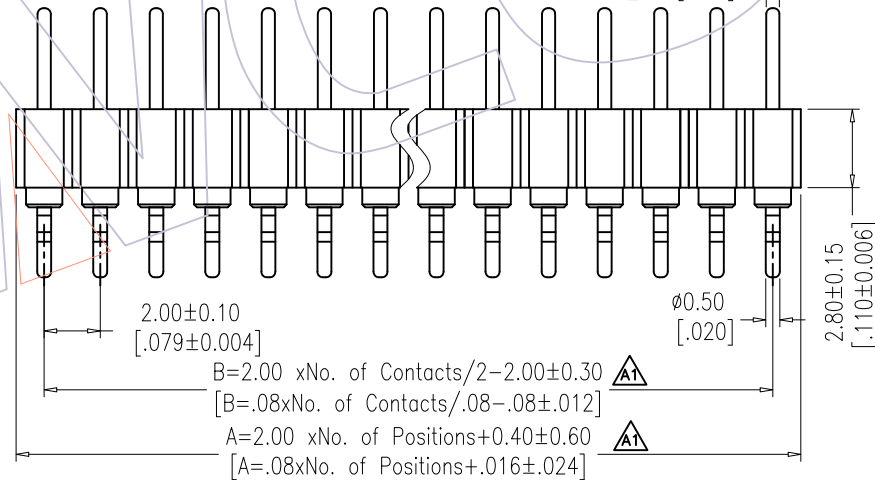
Recommended P.C.B Layout(Top Side)
 (PCB BOARD TOLERANCE±0.05)



Ordering Information

3512-281 XX Z XX 100 X 1

No. of Pin: 2-40PIN
 Contact Plating: G0=Gold Flash, G3=10u"Gold, G4=15u"Gold, G5=30u"Gold, SN=Tin
 Packing: A=Tray, T=Tube



REV	DATE	MODIFICATION DESCRIPTION	CHANGE	OPERATION	DRAW	DATE	SCALE	FIT	PART NO.
A2	16/11/02	Modify drawing	△	X.X ±0.40	DingWenMin	2016/11/02	UNIT	mm	3512-281XXXZX100X1
A1	12/01/03	Modify drawing	—	X.XX ±0.25	CHECK	DATE	SIZE	A4	
A0	09/04/03	NEW	—	X.XXX ±0.15	APPROVE	DATE	SHEET	1/1	2.00mm MACHINED PIN HEADER SINGLE ROW 90° SMT H=2.80 L=10.0
				Angle ± 3'			PROJ.	Customer NO.	
				DIM TOL					

WCON
 Http: www.wcon.com

WCON-Dongguan Tel: +86 769 85358920 Fax: +86 769 85358915 E-mail: sales@wcon.com
 WCON-Kunshan Tel: +86 512 57468408 Fax: +86 512 57468468 E-mail: wconks@wcon.com