

# HSF

## TECHNICAL SPECS:

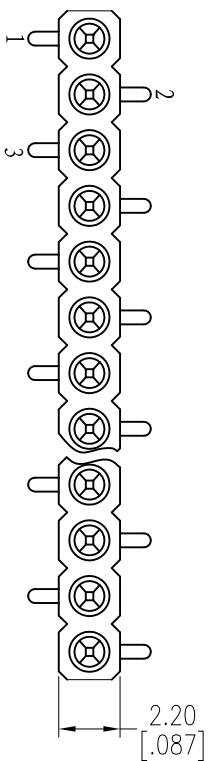
Current Rating: 3.0AMP  
 Contact Resistance: 10mΩ Max  
 Dielectric Strength: Min 1000V/RMS  
 Mechanical Life: Min 500 cycles  
 Mating Pin:  $\phi 0.40$  to  $\phi 0.66$ mm or 0.505SQ  
 Forces: (polished steel gauge  $\phi 0.47$ mm)  
 Insertion: 200g Max/Pin, Withdrawal: 60g Min/Pin  
 Operation Temperature: -40°C to +105°C

Sleeve: Brass CuZn36Pb3(C36000), Sn over Ni  
 Contact Clip(4 finger): BeCu(C17200), Au or Sn over Ni  
 Insulator Material: PPS+30%G.F(Ul94V-0)

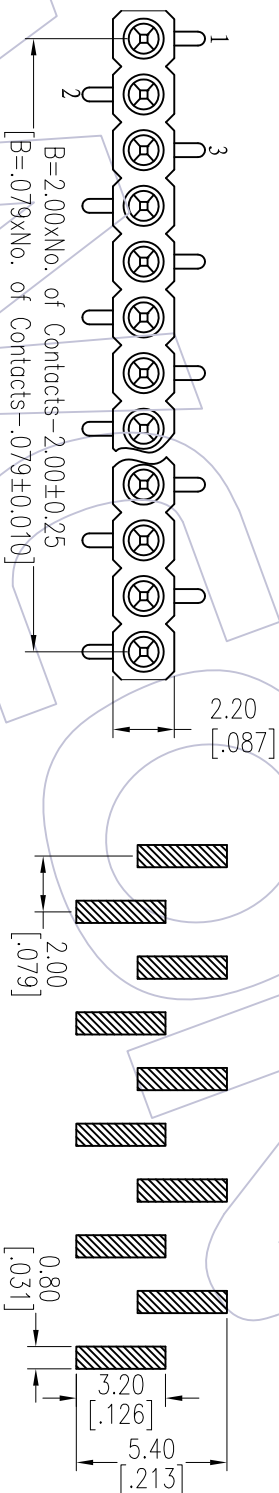
## Ordering Information

3522-281 XX M XX 074 X X

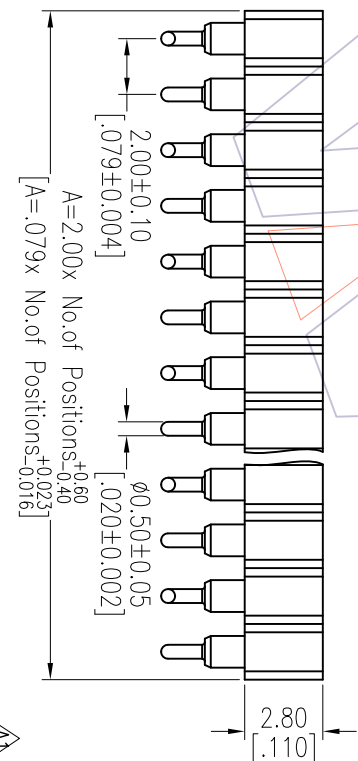
No. of Pin: 2-40PIN  
 Contact Plating: SP=Gold Flash/Tin  
 S3=10u"Gold/Tin  
 S4=15u"Gold/Tin  
 S5=30u"Gold/Tin  
 SN=Tin  
 Packing: 1=Type 1  
 2=Tube  
 R=Tap&Reel



TYPE 1



TYPE 2



NO. of PIN	DIM A
40PIN	2.0*NO. of Positions+1.00±0.40
<40PIN	2.0*NO. of Positions-0.60

Item	Pitch	Mating
Standard	2.00	3512
Alternate		

REV	DATE	MODIFICATION DESCRIPTION	CHANGE	OPERATION	DRAW	DATE	SCALE	FIT	PART NO.	TITLE:	<b>WCON</b> Http: www.wcon.com WCON-Dongguan Tel: +86 769 85358920 Fax: +86 769 85358915 E-mail: sales@wcon.com WCON-Kunshan Tel: +86 512 57468408 Fax: +86 512 57468468 E-mail: sales@wcon.com
A1	2013/05/17	Modify drawing		X.X	Wang	2013/05/17	mm	A4	3522-281XXMX074XX	2.00mm MACHINED FEMALE HEADER SINGLE ROW SMT H=2.80 L=7.4	
A0	2012/10/17	NEW		X.XXX	CHECK	DATE	SIZE	SHEET			
REV	DATE	MODIFICATION DESCRIPTION	CHANGE	Angle	APPROVE	DATE	PROJ.		Customer NO.		

Recommended P.C.B Layout(Top Side)  
 (PCB BOARD TOLERANCE±0.05)