

# HSF

**TECHNICAL SPECS:**

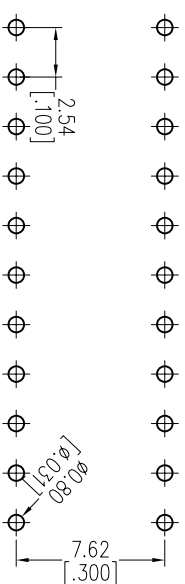
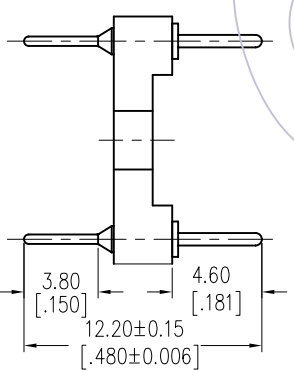
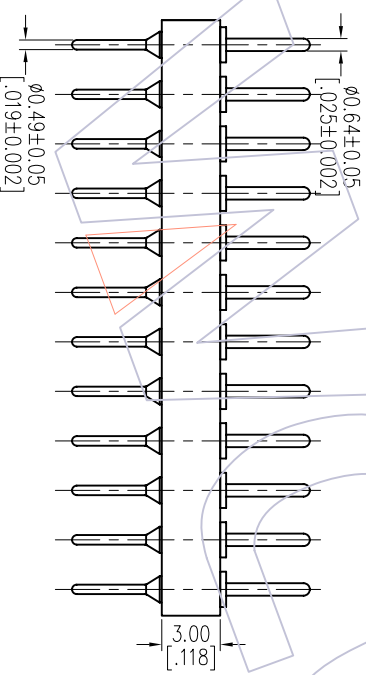
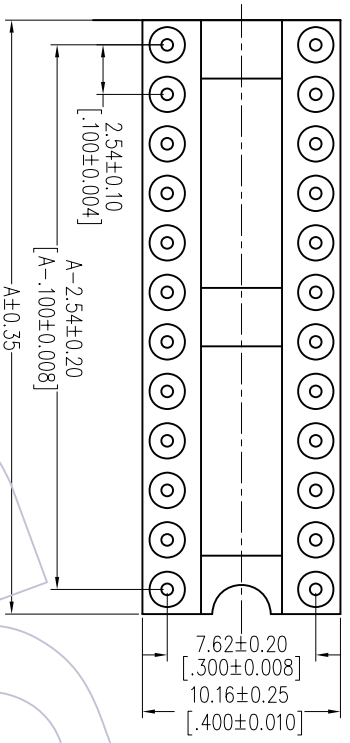
Current Rating: 1.0AMP  
 Contact Resistance: 10m Ω Max  
 Dielectric Strength: Min 1000Vrms  
 Mechanical Life: Min 100 cycles  
 Connecting Pin: Ø0.64mm  
 Operation Temperature: -40°C to +105°C

Contact: Brass CuZn36Pb3(C36000)  
 Contact plating: Au over Ni  
 Insulator Material: PPS+30%G.F.(UL94V-0)  
 06P~18P Insulators without center bar  
 20P~28P Insulators with center one bar

## Ordering Information

3560-301 XX S XX 122 X 1

Row of Pitch No. of Pin Contact Plating Packing  
 I=7.62mm See tab G0=Gold Flash T=Tube  
 G3=10u"Gold A=Tray  
 G4=15u"Gold  
 G5=50u"Gold



Recommended P.C.B. Layout(Top Side)  
 (PCB BOARD TOLERANCE±0.05)

**Dimensional & Ordering Information**

NO. of Poles	Part No.	Dim A
06	3560-30106SXX122X1	7.62
08	3560-30108SXX122X1	10.16
10	3560-30110SXX122X1	12.70
12	3560-30112SXX122X1	15.24
14	3560-30114SXX122X1	17.78
16	3560-30116SXX122X1	20.32
18	3560-30118SXX122X1	22.86
20	3560-30120SXX122X1	25.40
22	3560-30122SXX122X1	27.94
24	3560-30124SXX122X1	30.48
28	3560-30128SXX122X1	35.56

# WCON

Http: www.wcon.com

WCON-Dongguan Tel: +86 769 85358920 Fax: +86 769 85358915 E-mail: sales@wcon.com  
 WCON-Kunshan Tel: +86 512 57468408 Fax: +86 512 57468468 E-mail: sales@wcon.com

OPERATION	DRAW	DATE	SCALE	FIT	PART NO.
XX	JYHuogng	2012/11/05	±0.40	mm	SBE TAB
XX	CHECK	DATE	±0.25	A4	TITLE: 2.54mm MACHINED ADAPTER CONNECTOR 180° H=3.0 L=12.2 Row of Pitch 7.62
XX	APPROVE	DATE	±0.15	1/1	Customer NO.
Angle	± 3'				
CHANG	DIM	TOL			
REV	DATE	MODIFICATION DESCRIPTION			
A0	2012/11/05	NEW			