

# HSF

## TECHNICAL SPECS:

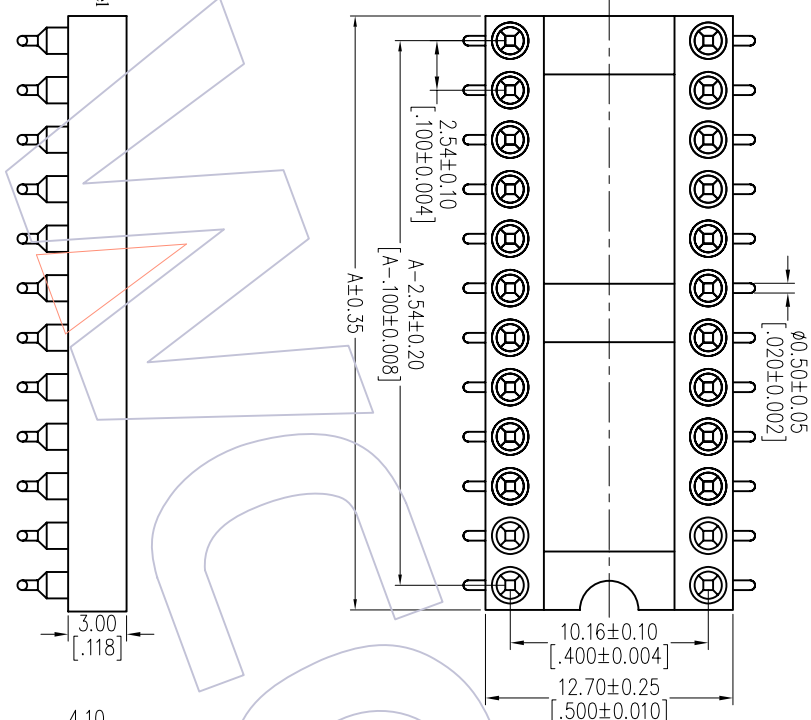
Current Rating: 1.0AMP  
 Contact Resistance: 10m  $\Omega$  Max  
 Dielectric Strength: Min 1000Vrms  
 Mechanical Life: Min 100 cycles  
 Mating Pin:  $\phi$ 0.40 to  $\phi$ 0.56mm  
 Forces: (polished steel gauge  $\phi$ 0.45mm)  
 Insertion: 200g Max/Pin, Withdrawal: 60g Min/Pin  
 Operation Temperature: -40°C to +105°C

Sleeve: Brass CuZn36Pb3(C36000), Sn over Ni  
 Contact Clip(4 finger): BaCu(C17200), Au or Sn over Ni  
 Insulator Material: PPS+30%GF(UL94V-0)

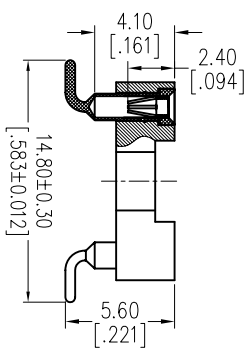
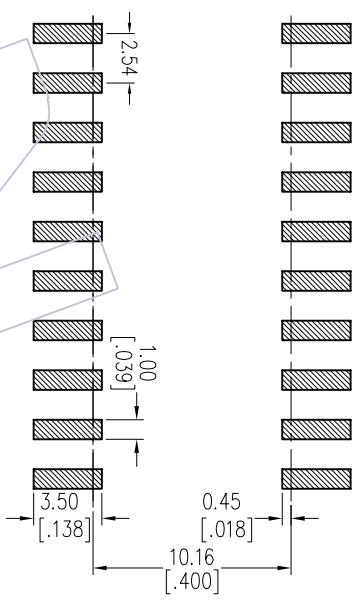
## Ordering Information

7110-303 XX M XX 074 X 1

Row of Pitch 3=10.16mm  
 No. of Pin See tab  
 Contact Plating S0=Gold Flash/Tin  
 S3=10u"Gold/Tin  
 S4=15u"Gold/Tin  
 S5=30u"Gold/Tin  
 SN=Tim  
 Packing T=Tube  
 R=Tape&Reel



Recommended P.C.B Layout(Top Side)  
 (PCB BOARD TOLERANCE±0.05)



### Dimensional & Ordering Information

NO. of Poles	Part No.	Dim A
20	7110-30320MXX074X1	25.40
22	7110-30322MXX074X1	27.94
24	7110-30324MXX074X1	30.48
28	7110-30328MXX074X1	35.56
32	7110-30332MXX074X1	40.64

# WCON

Http: www.wcon.com

WCON-Dongguan Tel: +86 769 85358920  
 WCON-Kunshan Tel: +86 512 57468408  
 Fax: +86 769 85358915 Fax: +86 512 57468468  
 E-mail: sales@wcon.com E-mail: sales@wcon.com

OPERATION	DRAW	DATE	SCALE	FIT	PART NO.
XX	JYHuong	2012/10/27	mm		7110-303XXMXX074X1
XX	CHECK	DATE	SIZE	A4	TITLE: IC SOCKET SMT H=3.0 L=7.43 Row of Pitch 10.16mm
XX	APPROVE	DATE	SHEET	1/1	Customer NO.
Angle	± 3'		PROJ.		

REV	DATE	MODIFICATION DESCRIPTION	CHANGE
A0	2012/10/27	NEW	