


# HSE

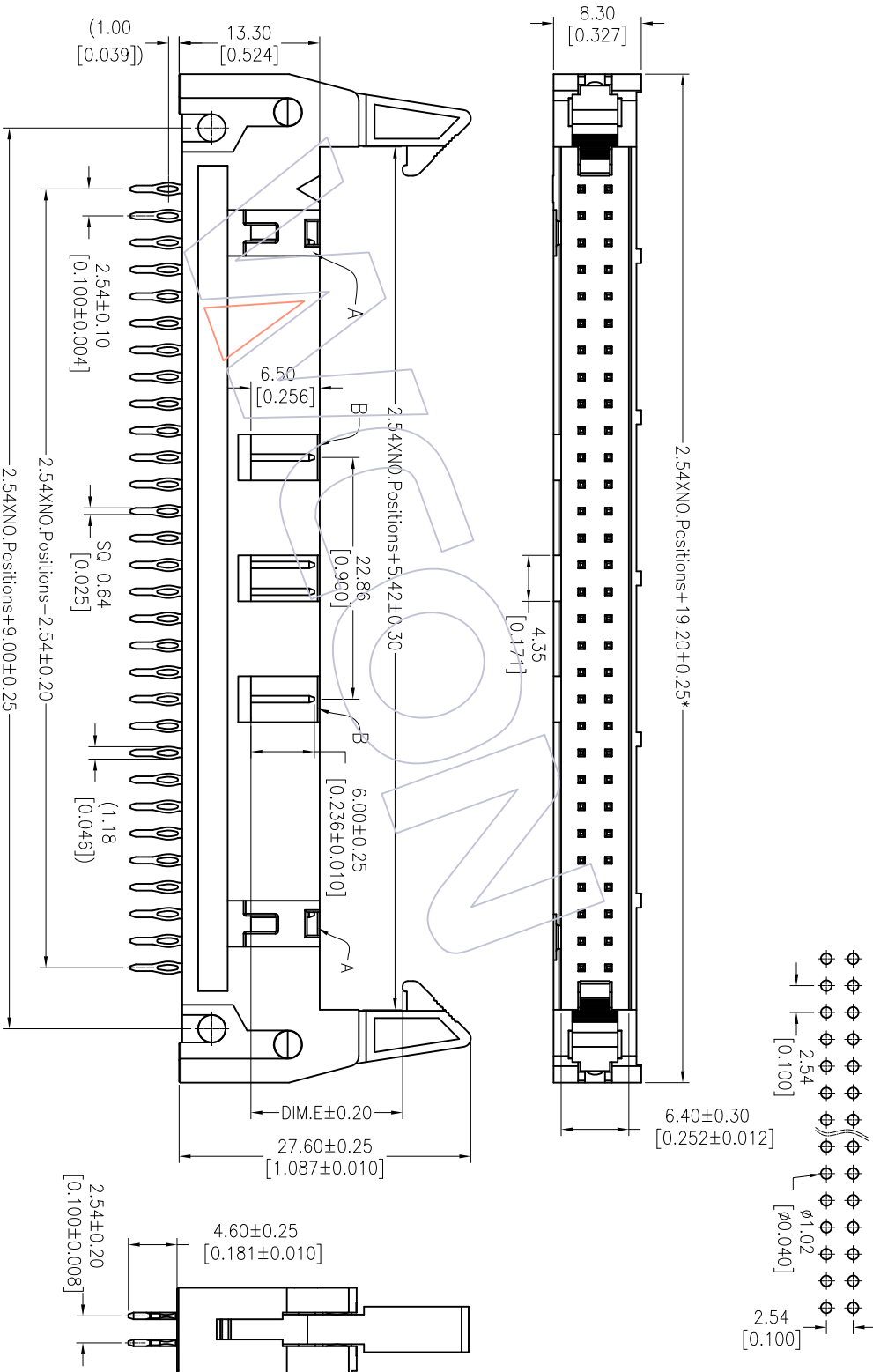
NOTES:  
Rated Current: 3.0AMP  
Contact Resistance: 20mΩ max  
Withstand Voltage: 500V AC/DC  
Insulation Resistance: 1000MΩ min  
Operation Temperature: -40°C to +105°C

Housing Material: PBT+30%GF (UL94V-0)  
Latch Material: PBT+30%GF (UL94V-0)  
Contact Material: Brass  
Contact plating: Au or Sn over Ni Plated  
10P-18P Without Slot "A" and "B"  
20P-58P With Slot "A", Without Slot "B",  
60P-64P With Slot "A" and "B" 

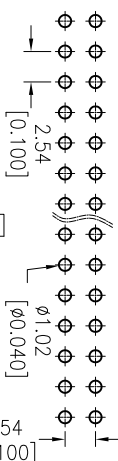
## Ordering Information

3210-XX P XX B X X 1

No. of Pins      Insulator Color      Latch Type      Packaging  
10 34      Contact Plating B=Black      I=Long Latch      T=Tube  
14 40      Sn=Gold Flash/Tin      S=Short Latch      A=Tray  
16 50      S1=3u"Gold/Tin  
20 60      S2=5u"Gold/Tin  
26 64      S3=10u"Gold/Tin  
30      S4=15u"Gold/Tin  
        S5=30u"Gold/Tin  
        SN=Tin



Recommended P. C. B Layout (Top Side)  
(PCB BOARD TOLERANCE ± 0.05 T=1.6/2.0)



PART NO.	DIM E
3210-XXPXXBLX1	14.35
3210-XXPXXBSX1	10.60

# WCON

Http: www.wcon.com

WCON-Dongguan  
Tel: +86 769 85358920  
Fax: +86 769 85358915  
E-mail: sales@wcon.com

WCON-Kunshan  
Tel: +86 512 57468408  
Fax: +86 512 57468468  
E-mail: sales@wcon.com

OPERATION	DRAW	DATE	SCALE	FIT	PART NO.
XX	Allen	2014/05/26	mm	inch	3210-XXPXXBSX1
XXX	CHECK	DATE	UNIT	SIZE	TITLE:
X.XXX	±0.25	DATE	mm	A4	2.54mm EJECTOR HEADER
Angle	±0.15	DATE	inch	1/1	PRSS FIT DIP TYPE
DIM	± 3'	DATE	PROJ.	Customer NO.	
TOL	± 3'	DATE	PROJ.	Customer NO.	

CHANGE	DESCRIPTION
Δ1	NEW

REV	DATE	MODIFICATION
A1	2014/05/26	Modify
A0	2013/11/14	NEW

REV	DATE	MODIFICATION
1		