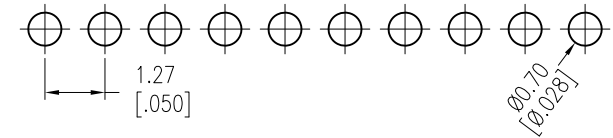
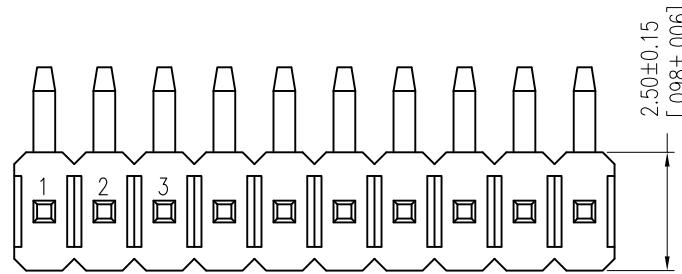


HSF

Recommended P.C.B Layout (Top Side)
(PCB BOARD TOLERANCE±0.05)

NOTES:
 Rated Current:1.0AMP.
 Contact Resistance:20mΩ Max.
 Withstand Voltage:500V AC/DC
 Insulation Resistance:1000MΩ Min.
 Operation Temperature:-40°C to +105°C

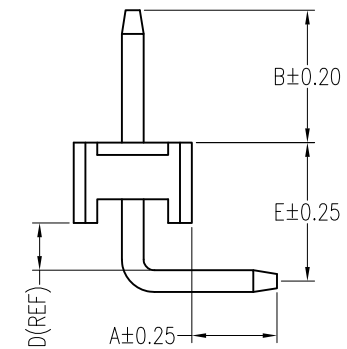
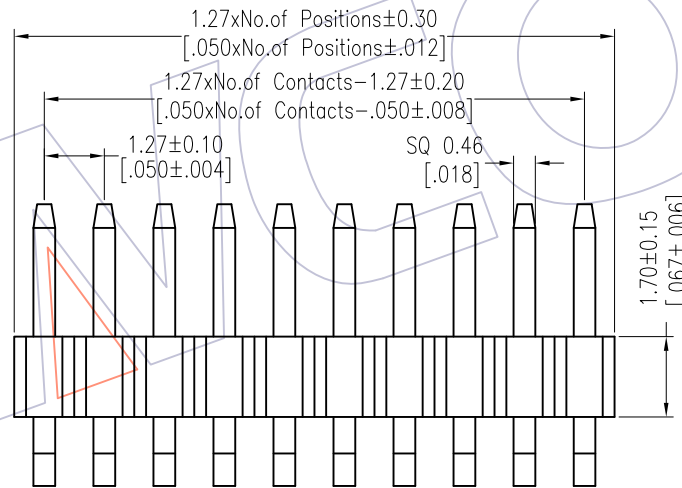
Contact Material:Brass
 Contact Plating:Au or Sn Over Ni
 Insulator Material:PA9T+33%G.F UL94V-0 BK



Ordering Information

1317-11 XX XX R XXX C A XX

No.of Pins	Contact Plating	Pin Length	Insulator Packing	Series No.
01~50	G0=Gold Flash	L=A+B+D+2.9	C=PA9T A=Tray	01~99
	G3=10u"Gold	Std:085=8.5		
	G4=15u"Gold	117=11.7		
	G5=30u"Gold			
	S0=Gold Flash/Tin			
	S3=10u"Gold/Tin			
	S4=15u"Gold/Tin			
	S5=30u"Gold/Tin			
	SN=Tin			
	SM=Matte Tin			



Item	Pin Length	A	E	B	Mating
Standard	8.5	1.80	2.93	2.80	2346
	11.7	1.80	2.93	6.00	2385
Alternate					

OPERATION	DRAW	DATE	SCALE	Fit	PART NO.
x.X ±0.40	William Chen	2018/01/17	UNIT	mm [inch]	1317-11XXXXRXXXCXXX
x.XX ±0.25	CHECK	DATE	SIZE	A4	TITLE:
x.XXX ±0.15	APPROVE	DATE	SHEET	1/1	1.27 Pin Header, SINGLE ROW, R/A, CONCAVE BENDING, H=1.7
Angle ± 3'			PROJ.		Customer NO.
DIM TOL					

WCON

Http: www.wcon.com

WCON-Dongguan Tel: +86 769 85358920 Fax: +86 769 85358915 E-mail: sales@wcon.com	WCON-Kunshan Tel: +86 512 57468408 Fax: +86 512 57468468 E-mail: salesks@wcon.com
---	--