

HSF

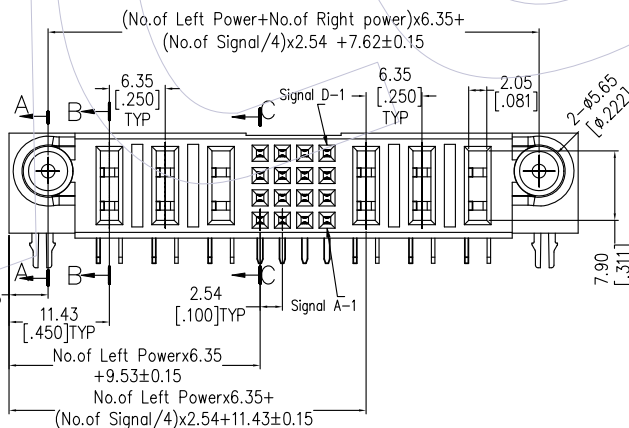
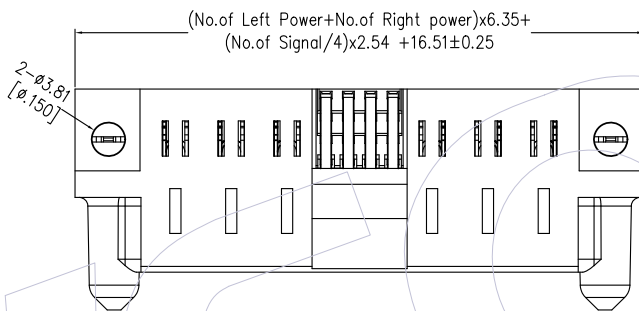
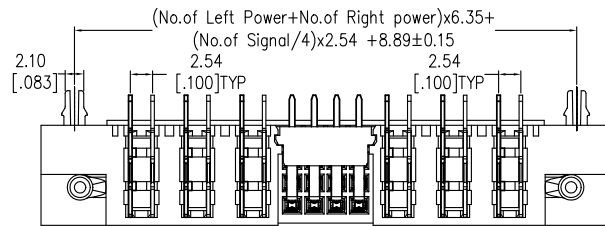
NOTES:

1. Insulator material: PA9T+33%G.F, UL94 V-0;
Terminal material: Copper Alloy;
Terminal Plating: Au/Sn Plated Over Nickel ;
2. Rated Voltage: 50V;
3. Rated Current: Power 30A; Signal 2.5A;
4. Contact Resistance:
Power 0.7mΩ Max; Signal 20mΩ Max;
5. Insulation Resistance: DC500V
Power 10000MΩ Min; Signal 500MΩ Min;
6. Insulation Withstand Voltage:
Power 2500VAC/1min; Signal 1000VAC/1min ;
7. Durability :200 cycling;
8. Operation Temperature: -20°C to +105°C;

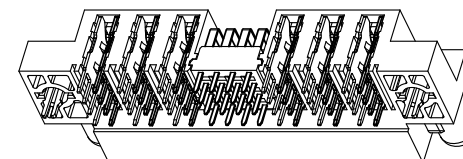
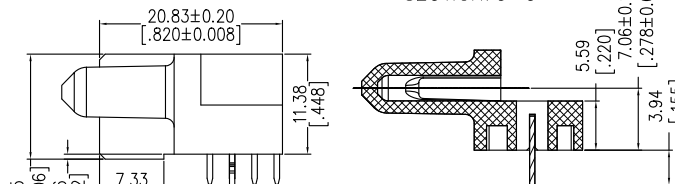
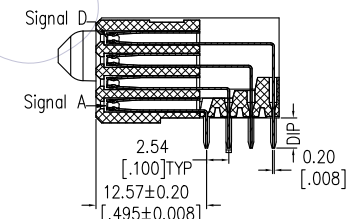
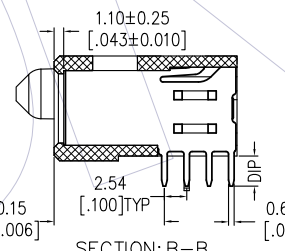
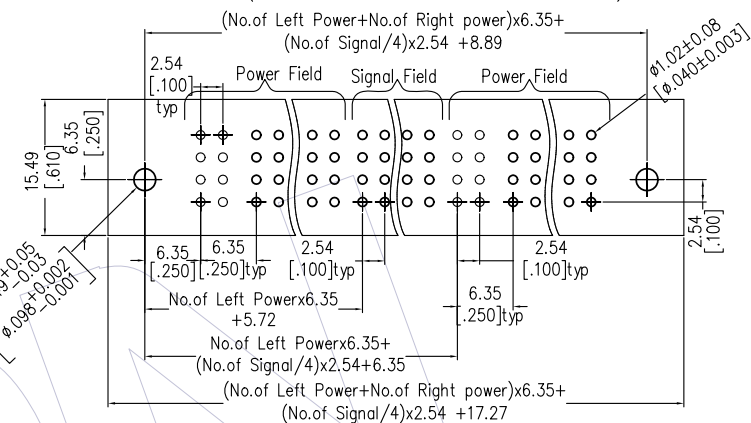
Ordering Information:

P1FR A - XX XX XX XX XX X X A 1

No. Left Power: 03=3Pin 20=20Pin	No. Right Power: 03=3Pin 20=20Pin	Tail Options(DIP Type): A=3.43mm B=2.29mm C=4.19mm	Packing: A=Tray
No. Signal: 04=4Pin 08=8Pin A0=100Pin A1=104Pin B3=148Pin	Power Contact Plated: S3=10u" Gold /Tin S4=15u" Gold /Tin S5=30u" Gold /Tin w3=10u" Gold /Matte Tin w4=15u" Gold /Matte Tin w5=30u" Gold /Matte Tin	Signal Contact Plated: S3=10u" Gold /Tin S4=15u" Gold /Tin S5=30u" Gold /Tin w3=10u" Gold /Matte Tin w4=15u" Gold /Matte Tin w5=30u" Gold /Matte Tin	Fixed Mode: M: W/T Lock N: W/O Lock



Recommended P.C.B Layout(Top Side) (PCB BOARD TOLERANCE±0.05)



REV	DATE	MODIFICATION DESCRIPTION	CHANGE	OPERATION		DRAW XSR	DATE	SCALE	FIT	PART NO.
				Angle	TOL					
A1	2018/08/30	MODIFY P/N		x.x	±0.40		2018/08/30	UNIT	mm	P1FRA-XXXXXXXXXXA1
A0	2018/07/30	NEW		x.xx	±0.25	CHECK	DATE	SIZE	inch	
				x.xxx	±0.15	APPROVE	DATE	SHEET	1/1	
								PROJ.		Customer NO.

WCON

Http: www.wcon.com

WCON-Dongguan Tel: +86 769 85358920 Fax: +86 769 85358915 E-mail: sales@wcon.com

WCON-Kunshan Tel: +86 512 57468408 Fax: +86 512 57468468 E-mail: salesks@wcon.com